



CONNECT AND PROTECT

**Distribution Blocks, Power
Blocks, Power Terminals**


nvent

ERIFLEX

Table of Content

nVent ERIFLEX Advanced Technology	3-4
Single Pole Distribution Blocks (UD Series).....	5-16
Two and Four Pole Distribution Blocks (TD & BD series)	17-22
Power Blocks (SB series).....	23-38
Power Terminals (SBTT, SBLL & SBLT series).....	39-45
Four Pole Distribution Blocks & Insulating Supports (TR & BS series).....	46-47
Disconnectable PEN System.....	48-49
Spacers & Accessories	50
DIN Rails.....	51-52
Cross Reference List	53-55

nVent ERIFLEX Advanced Technology

POWER AND DISTRIBUTION BLOCKS

INTRODUCTION TO THE ADVANCED TECHNOLOGY:

The Advanced Technology is a high-resistance low smoke, halogen-free and flame retardant material (LSHFRR).

nVent ERIFLEX Power Blocks and Distribution Blocks does not generate corrosive gases and produces a relatively low smoke opacity in case of fire. The low smoke characteristic improves visibility conditions to easily locate the emergency exit and allows rescue workers to better assess an emergency. Advanced Technology means enhanced safety for individuals, less damage for your electrical equipment and less environmental impact.

The halogen-free feature enables a reduction in the quantity of toxic smoke. nVent ERIFLEX Power Blocks and Distribution Blocks does not contain any halogens, minimizing toxicity and making it the ideal product for use in enclosed spaces such as data centers, rail properties and infrastructures and places where people are present such as hospitals and schools. These also facilitate the use of blocks in specific applications such as marine and offshore applications, switchboards and other enclosed environments that require a low emissions solution.

In addition to the above features, blocks are compliant with the UL 94-V0 testing standard and Glow wire test 960°C. The flame retardant portion of the test illustrates the self-extinguish feature. In case of a fire, blocks generates a limited quantity of smoke that is less damaging to your electrical equipment.

nVent ERIFLEX Blocks are low smoke (LS):



- Improved visibility conditions in case of fire due to lower density of smoke
- Ability to easily locate the emergency exit
- Rescue workers the ability to assess an emergency situation
- Less damage to electrical equipment



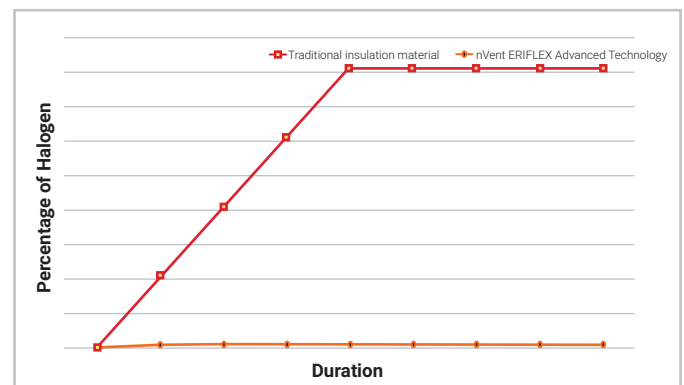
nVent ERIFLEX Blocks are Halogen-Free (HF):



Advanced technology contains halogen-free materials and offers better protection for people's safety and your electrical installation by reducing corrosion and smoke generation.

Halogen Free (HF) material means that does not contain:

- Fluorine
- Chlorine => (used for PVC)
- Bromine
- Iodine
- Astatine



nVent ERIFLEX Advanced Technology

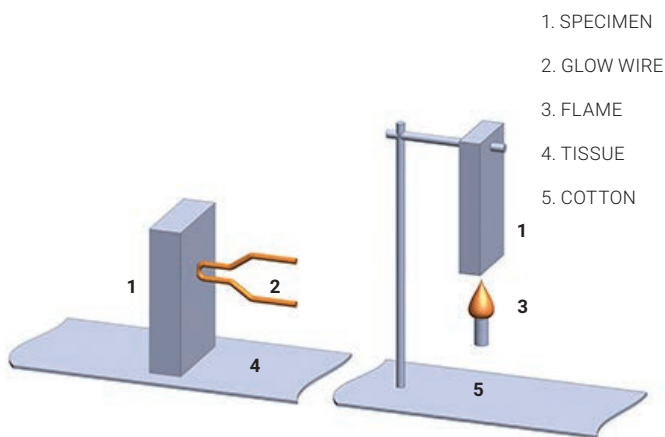
POWER AND DISTRIBUTION BLOCKS

nVent ERIFLEX Blocks are Flame Retardant (FR):



Flame Retardant (FR) material, also called Self Extinguishing material, has the effect of slowing down the spread of fire and according to the international standards such as:

- UL 94V-0
- IEC 60695-2 (Glow Wire test)



1. SPECIMEN
2. GLOW WIRE
3. FLAME
4. TISSUE
5. COTTON



Flame retardant feature, Advanced technology is compliant to UL 94-V0 and IEC 60695-2-11 Glow Wire test 960°C. The flame retardant portion of the test illustrates the self-extinguishing feature and reducing the risk of the spread of fire and less damage to your electrical installation. It also reduces the damage on electrical installations.



Single Pole Distribution Blocks

MAIN FEATURES

Economical Solution in a Compact Footprint



Line side connection with one cable, two cables or flat conductor (nVent ERIFLEX Flexibar Advanced or ready-to-use power braid IBS/IBSB Advanced) in function of the model

Patented design includes screw retaining, transparent blue cover

Hinged or removable cover

IP 20 finger safe

High Fill Ratio (> 95%) allows conductor connection with or without ferrule

Modular snap-together blocks to build multi-pole blocks

Easy fixing: clip on DIN Rail or mount to panel with screws

Tinned copper or tinned aluminum block allows for copper or aluminum conductor direct connections, or using ferrule.

AL suffix on Part Nr means Tinned Aluminium Block.

Patented unique design. Allows for visual inspection of wire and confirmation of connection

IP20 Slider: ensures to keep IP20 finger safe feature with any of the listed conductor sizes. Ensures the proper positioning of small conductor size, aligned to the center of the block, for optimized mechanical and electrical contact.

- UL 1059 Recognized or UL 1953 Listed in function of the model
- CSA® C22.2 NO. 158 in function of the model
- Tested and certified according to IEC 60947-7-1
- Short Circuit Current Rated up to 100 kA – See UL file E198301
- $U_i = 1000V$ AC/DC IEC minimum 600 V UL or 1000V UL in function of the model
- Halogen-free
- Flammability Rating: UL 94V-0
- RoHS Compliant



Single Pole Distribution Blocks – Quick Selection Guide

SINGLE POLE DISTRIBUTION BLOCKS (UD SERIES) – QUICK SELECTION GUIDE

Part number	Article number	Typical IEC Current	Max UL Current	Line side: Nbre of connection	Line side Min and Max conductor size	Load side: Nbre of connection	Load side Min and Max conductor size	Max working voltage IEC	Max working voltage UL
UD-80A	569010	80 A	85 A	 1 Cable	6–16 mm ² #16–# 4 AWG	 6 Cables	2.5–16 mm ² #16–# 4 AWG	1,000 VAC/DC	600 VAC/DC
UDJ-125A	569020	125 A	150 A	 1 Cable	10–35 mm ² #8–1/0 AWG	 7 Cables	2.5–16 mm ² #14–# 4 AWG	1,000 VAC/DC	600 VAC/DC
UDJ-160A	569030	160 A	200 A	 1 Cable	10–70 mm ² #8–3/0 AWG	 7 Cables	2.5–16 mm ² #14–# 4 AWG	1,000 VAC/DC	600 VAC/DC
UD-250A	569040	250 A	255 A	 1 Cable	35–120 mm ² #6 AWG–250 kcmil	 11 Cables	2.5–35 mm ² #14–# 1 AWG	1,000 VAC/DC	600 VAC/DC
UDF-250A	569041	250 A	255 A	 Flat Conductor	Flexibar 3X9X0.8– 6x15.5x0.8	 6 Cables	2.5–16 mm ² #14–# 4 AWG	1,000 VAC/DC	600 VAC/DC
UD-400112AL	569252	400 A	335 A	 1 Cable	95–185 mm ² 3/0 AWG–400 kcmil	 12 Cables	2.5–10 mm ² # 14–# 6 AWG	1,000 VAC, 1,500 VDC	1,000 VAC/DC
UD-400112CU	569052	400 A	335 A	 1 Cable	96–185 mm ² 3/0 AWG–400 kcmil	 12 Cables	2.5–10 mm ² # 14–# 6 AWG	1,000 VAC, 1,500 VDC	1,000 VAC/DC
UD-400212AL	569251	400 A	400 A	 2 Cables	35–95 mm ² #8–3/0 AWG	 12 Cables	2.5–10 mm ² # 14–# 6 AWG	1,000 VAC, 1,500 VDC	1,000 VAC/DC
UD-400212CU	569051	400 A	400 A	 2 Cables	35–95 mm ² #8–3/0 AWG	 12 Cables	2.5–10 mm ² # 14–# 6 AWG	1,000 VAC, 1,500 VDC	1,000 VAC/DC
UD-400A	569050	400 A	335 A	 1 Cable	95–185 mm ² 3/0 AWG–400 kcmil	 11 Cables	2.5–35 mm ² #14–# 1 AWG	1,000 VAC/DC	600 VAC/DC
UDF-500A	569060	500 A	335 A	 Flat Conductor	Flexibar 4x15.5x0.8– 8x24x1	 11 Cables	2.5–35 mm ² #14–# 1 AWG	1,000 VAC/DC	600 VAC/DC
UD6C500AL	569201	500 A	380 A	 1 Cable	95–240 mm ² 3/0AWG- 500 kcmil	 6 Cables	10–50 mm ² #8–1/0 AWG	1,000 VAC, 1,500 VDC	1,000 VAC/DC
UDF6C500AL	569202	500 A	475 A	 Flat Conductor	Flexibar 2x20x1– 10x24x1 IBS/IBSB 50–100 mm ²	 6 Cables	10–50 mm ² #8–1/0 AWG	1,000 VAC, 1,500 VDC	1,000 VAC/DC
UDF9C500AL	569204	500 A	490 A	 Flat Conductor	Flexibar 2x20x1– 10x24x1 IBS/IBSB 50–100 mm ²	 9 Cables	4–25 mm ² #12–# 4 AWG	1,000 VAC, 1,500 VDC	1,000 VAC/DC
UDF12C500AL	569206	500 A	500 A	 Flat Conductor	Flexibar 2x20x1– 10x24x1 IBS/IBSB 50–100 mm ²	 12 Cables	4–25 mm ² #12–# 4 AWG	1,000 VAC, 1,500 VDC	1,000 VAC/DC
UD9C630AL	569203	630 A	420 A	 1 Cable	120–300 mm ² 4/0 AWG- 600 kcmil	 9 Cables	4–25 mm ² #12–# 4 AWG	1,000 VAC, 1,500 VDC	1,000 VAC/DC
UD2C12C630AL	569205	630 A	670 A	 2 Cables	95–185 mm ² 3/0 AWG–400 kcmil	 12 Cables	4–25 mm ² #12–# 4 AWG	1,000 VAC, 1,500 VDC	1,000 VAC/DC
UDF12C800AL	569208	800 A	670 A	 Flat Conductor	Flexibar 2x20x1– 10x32x1 IBS/IBSB 50–240 mm ²	 12 Cables	4–25 mm ² #12–# 4 AWG	1,000 VAC, 1,500 VDC	1,000 VAC/DC
UD2C12C1000AL	569207	1000 A	760 A	 2 Cables	35–240 mm ² 2 AWG–500 kcmil	 12 Cables	4–25 mm ² #12–# 4 AWG	1,000 VAC, 1,500 VDC	1,000 VAC/DC
UDF9C1000AL	569210	1000 A	840 A	 Flat Conductor	Flexibar 6x24x1– 10x50x1 IBS/IBSB 120–240 mm ²	 9 Cables	10–95 mm ² #8–3/0 AWG	1,000 VAC, 1,500 VDC	1,000 VAC/DC
UD2C9C1250AL	569209	1250 A	950 A	 2 Cables	185–400 mm ² 400 kcmil–750 kcmil	 9 Cables	10–95 mm ² #8–3/0 AWG	1,000 VAC, 1,500 VDC	1,000 VAC/DC

Single Pole Distribution Blocks



UD 80 A



UDJ 125 A



FSJ



UDJ 160 A

UD-80 A
80 A – IEC
85 A –

Cable to six cables

- Modular: keeping only one input, the blocks can be supplied in parallel using a jumper wire. Easily double the neutral.

UDJ-125 A
125 A – IEC
150 A –

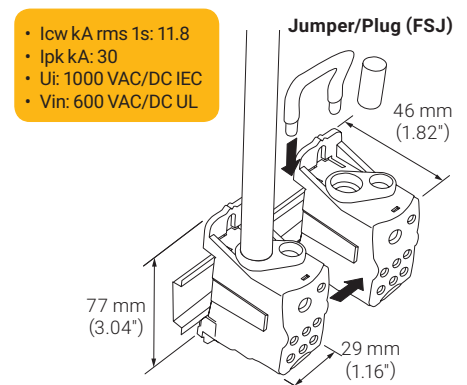
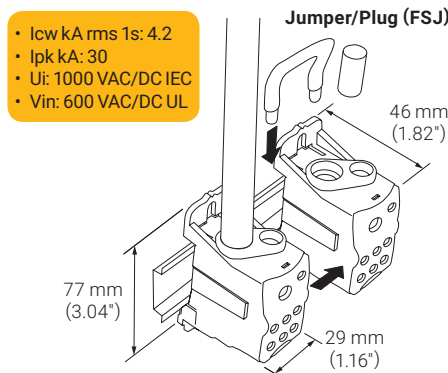
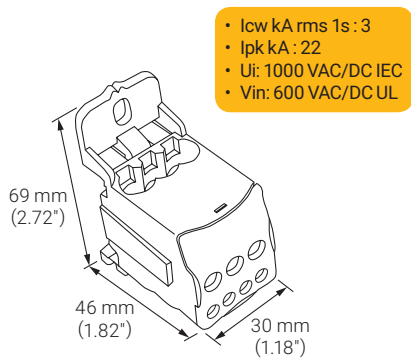
Cable to seven cables

- Modular: keeping only one input, the blocks can be supplied in parallel using a FSJ Jumper. Easily double the neutral.

UDJ-160 A
160 A – IEC
200 A –

Cable to seven cables

- Modular: keeping only one input, the blocks can be supplied in parallel using a FSJ Jumper. Easily double the neutral.



Metric				
No. Terminals	Conductor	Size mm ²	Ø mm	
x1		6-16	6.8	
x6		2.5-6 (x4)	4.5	
		2.5-16 (x2)	6.8	

Imperial				
No. Terminals	Conductor	Size AWG	Ø in	
x1		#16-#4	0.27	
x6		#16-#8 (x4)	0.177	
		#16-#4 (x2)	0.27	

- Rigid stranded cable
- Flexible stranded cable

Art. Nr.	Description		kg/lbs
569010	UD-80A	1	0.07 / 0.15

Metric				
No. Terminals	Conductor	Size mm ²	Ø mm	
x1		10-35	10	
x7		6-16 (x1)	6.8	
		2.5-16 (x4-□)/(x6-□)	6.8	

Imperial				
No. Terminals	Conductor	Size AWG	Ø in	
x1		#8-1/0	0.394	
x7		#14-#2 (x1)	0.27	
		#14-#4 (x6-□)	0.27	

- Rigid stranded cable
- Flexible stranded cable

Art. Nr.	Description		kg/lbs
569020	UDJ-125 A	1	0.15/0.33
569150	FSJ*	25	0.03/0.07

* Not UL® Recognized

Metric				
No. Terminals	Conductor	Size mm ²	Ø mm	
x1		10-70	12.3	
x7		6-16 (x1)	6.8	
		2.5-16 (x4-□)/(x6-□)	6.8	

Imperial				
No. Terminals	Conductor	Size AWG	Ø in	
x1		#8-3/0	0.484	
x7		#14-#2 (x1)	0.27	
		#14-#4 (x6-□)	0.27	

- Rigid stranded cable
- Flexible stranded cable

Art. Nr.	Description		kg/lbs
569030	UDJ-160 A	1	0.15/0.33
569150	FSJ*	25	0.03/0.07

* Not UL® Recognized

Single Pole Distribution Blocks



UD 250 A

FLG 250

Allows Flexibar Advanced connection.

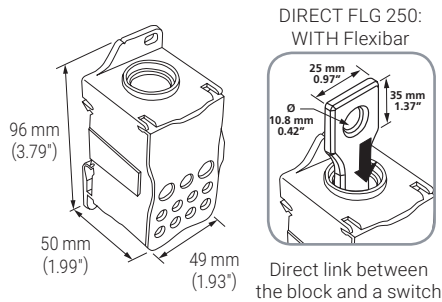


UDF 250A

UD-250A
250 A – IEC
255 A –

- Icw kA rms 1s: 24.5
- Ipk kA: 51
- Ui: 1000 VAC/DC IEC
- Vin: 600 VAC/DC UL

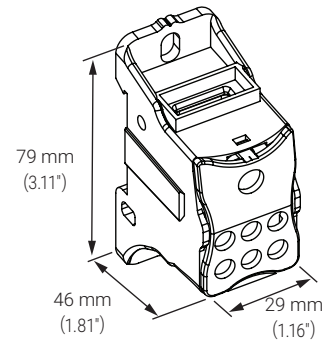
Cable to eleven cables



UDF-250A
250 A – IEC
255 A –

- Icw kA rms 1s: 23.0
- Ipk kA: 23
- Ui: 1000 VAC/DC IEC
- Vin: 600 VAC/DC UL

Flat conductor to six cables



Metric				
No. Terminals	Conductor	Size mm ²	Ø mm	
x1			N/A	
x11		35-120	15	
		6-25 (x2) / 6-35 (x2)	9	
		2.5-16 (x5)	6.8	
		2.5-10 (x4)	6.1	

Metric				
No. Terminals	Conductor	Size mm ²	Ø mm	
x1			N/A	
x6			6.8	
		3x9x0.8-6x15.5x0.8	N/A	
		2.5-16 (x6)	6.8	

Imperial				
No. Terminals	Conductor	Size AWG	Ø in	
x1			N/A	
x11			0.59	
		#6-250 kcmil	0.59	
		#10-#1 (x2)	0.354	
		#14-#4 (x5)	0.27	
		#14-#6 (x4)	0.24	

Imperial				
No. Terminals	Conductor	Size AWG	Ø in	
x1			N/A	
x6			0.27	
		3x9x0.8-6x15.5x0.8	N/A	
		#14-#4 (x6)	0.27	

Rigid stranded cable
 Flexible stranded cable

Rigid stranded cable
 Flexible stranded cable

Art. Nr.	Description		kg/lbs
569040	UD-250A	1	0.42/0.89
569160	FLG250*	10	0.05/0.12

Art. Nr.	Description		kg/lbs
569041	UDF-250A	1	0.15 / 0.33

* Not UL recognized and not IP20

Single Pole Distribution Blocks



UD 400 A



FLG 400

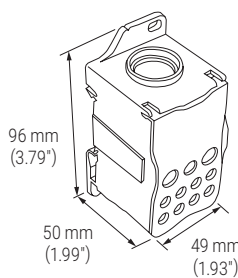
Allows Flexibar Advanced connection.



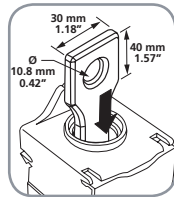
UDF 500A

UD-400 A
400 A – IEC
335 A – cRU^{US} SB[®]
Cable to eleven cables

- Icw kA rms 1s: 24.5
- Ipk kA: 51
- Ui: 1000 VAC/DC IEC
- Vin: 600 VAC/DC UL



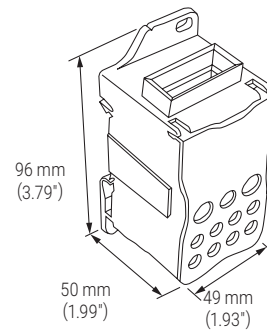
DIRECT FLG 400: WITH Flexibar



Direct link between the block and a switch

UDF-500A
500 A – IEC
335 A – cRU^{US}
Flat conductor to eleven cables

- Icw kA rms 1s: 24.5
- Ipk kA: 51
- Ui: 1000 VAC/DC IEC
- Vin: 600 VAC/DC UL



Metric				
No. Terminals	Conductor	Size mm ²	Ø mm	
x1			95–185	19
x11			6–25 (x2) / 6–35 (x2)	9
			2.5–16 (x5)	6.8
			2.5–10 (x4)	6.1

Imperial				
No. Terminals	Conductor	Size AWG	Ø in	
x1			3/0–400 kcmil	0.748
x11			#10–#1 (x2)	0.354
			#14–#4 (x5)	0.27
			#14–#6 (x4)	0.24

- Rigid stranded cable
- Flexible stranded cable

Art. Nr.	Description		kg/lbs
569050	UD-400A	1	0.4/0.89
569170	FLG400*	10	0.05 / 0.12

* Not UL recognized and not IP20

Metric				
No. Terminals	Conductor	Size mm ²	Ø mm	
x1		Flexibar Advanced	4x15.5x0.8–8x24x1	N/A
x11			2.5–16 (x5)	6.8
			2.5–10 (x4)	6.1
			6–25 (x2)	9


Imperial				
No. Terminals	Conductor	Size AWG	Ø in	
x1		Flexibar Advanced	4x15.5x0.8–8x24x1	N/A
x11			#14–#4 (x5)	0.27
			#14–#6 (x4)	0.24
			#10–#1 (x2)	0.354

- Rigid stranded cable
- Flexible stranded cable

Art. Nr.	Description		kg/lbs
569060	UDF-500A	1	0.37 / 0.82

Single Pole Distribution Blocks

IDEAL FOR SOLAR APPLICATIONS



UL Recognized for 1000V AC/DC and IEC certified for 1000V AC/ 1500V DC
Can be used in parallel using jumpers with UD400 212 XX

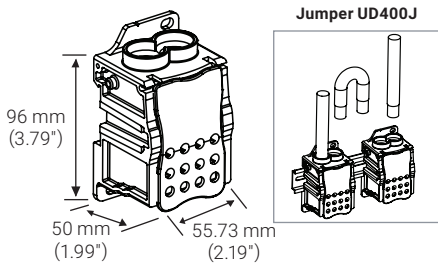
Single Pole Distribution Blocks

IDEAL FOR SOLAR APPLICATIONS



UD-400212AL & UD-400212CU
 400 A – IEC
 400 A – cULus

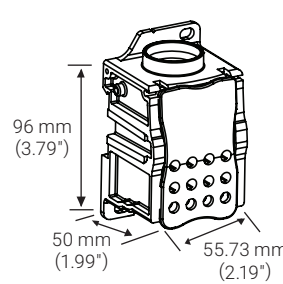
Two cables to twelve cables



- Icw kA rms 1s: 24.5
- Ipk kA: 51
- Ui: 1000 VAC IEC
- Ui: 1500 VDC IEC
- Vin: 1000 VAC/DC UL

UD-400112AL & UD-400112CU
 400 A – IEC
 335 A – cULus

Cable to twelve cables



- Icw kA rms 1s: 24.5
- Ipk kA: 51
- Ui: 1000 VAC IEC
- Ui: 1500 VDC IEC
- Vin: 1000 VAC/DC UL

Metric				
	No. Terminals	Conductor	Size mm ²	Ø mm
	x2		35–95	13.5
	x12		2.5–10	6.1

Imperial				
	No. Terminals	Conductor	Size AWG	Ø in
	x2		#8–3/0	0.53
	x12		#14–#6	0.24

Rigid stranded cable
 Flexible stranded cable

Art. Nr.	Description		kg/lbs
569251	UD-400212AL Tinned Aluminium	1	0.160 / 0.35
569051	UD-400212CU Tinned Copper	1	0.38 / 0.84
569200	UD400J (380 A Max)	10	0.06 / 0.13

Metric				
	No. Terminals	Conductor	Size mm ²	Ø mm
	x1		95–185	19
	x12		2.5–10	6.1

Imperial				
	No. Terminals	Conductor	Size AWG	Ø in
	x1		3/0–400 kcmil	0.787
	x12		#14–#6	0.24

Rigid stranded cable
 Flexible stranded cable

Art. Nr.	Description		kg/lbs
569252	UD-400112AL Tinned Aluminium	1	0.180 / 0.4
569052	UD-400112CU Tinned Copper	1	0.4 / 0.88

Single Pole Distribution Blocks

UD6C500AL



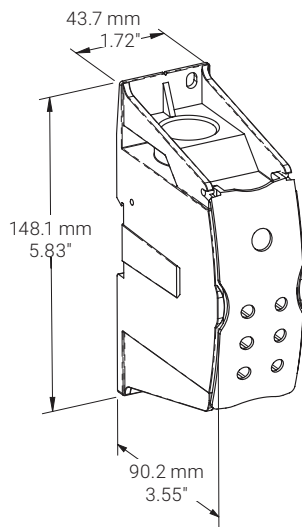
UDF6C500AL



UD6C500AL
715 A – IEC
380 A –

Cable to six cables

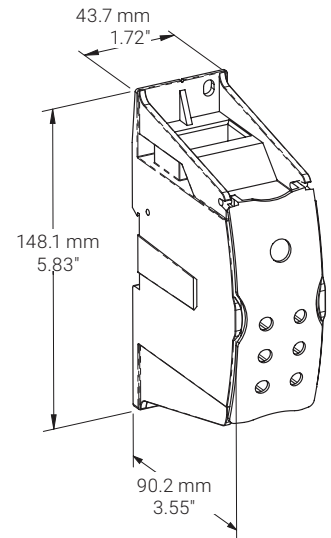
- Icw kA rms 1s: 34.3
- Ipk kA: 52.5
- Ui: 1000 VAC IEC
- Ui: 1500 VDC IEC
- Vin: 1000 VAC/DC UL



UDF6C500AL
775 A – IEC (Flexibar Advanced)
545 A – IEC (IBSB Advanced)
475 A –

Flat conductor to six cables

- Icw kA rms 1s: 34.3
- Ipk kA: 52.5
- Ui: 1000 VAC IEC
- Ui: 1500 VDC IEC
- Vin: 1000 VAC/DC UL



Metric				
	No. Terminals	Conductor	Size mm ²	Ø mm
	x1		95–240	22
	x6		10–50	10

Imperial				
	No. Terminals	Conductor	Size AWG	Ø in
	x1		3/0–500 kcmil	0.866
	x6		8–1/0	0.394

- Rigid stranded cable
- Flexible stranded cable

Art. Nr.	Description		kg/lbs
569201	UD6C500AL	1	0.34 / 0.75

Metric					
	No. Terminals	Conductor	Size mm ²	Ø mm	
	x1		Flexibar Advanced IBSB Advanced	2x20x1–10x24x1 50–100	N/A
	x6			10–50	10

Imperial					
	No. Terminals	Conductor	Size AWG	Ø in	
	x1		Flexibar Advanced IBSB Advanced	2x20x1–10x24x1 50–100	N/A
	x6			8–1/0	0.394

- Rigid stranded cable
- Flexible stranded cable

Art. Nr.	Description		kg/lbs
569202	UDF6C500AL	1	0.34 / 0.75


Single Pole Distribution Blocks



UDF9C500AL

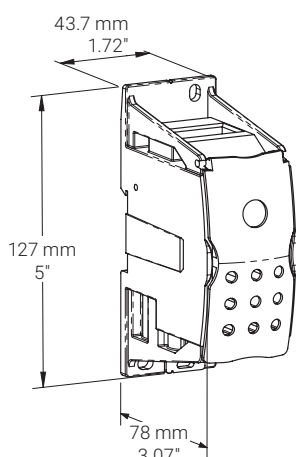



UDF12C500AL

UDF9C500AL
710 A – IEC
(Flexibar Advanced)
510 A – IEC
(IBSB Advanced)
490 A – 

**Flat conductor to
 nine cables**

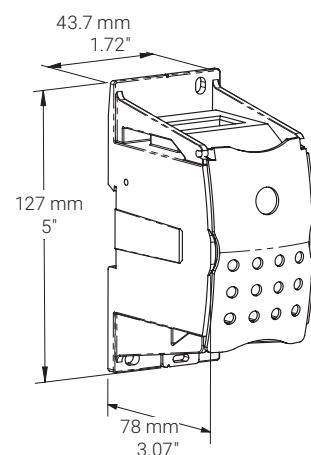
- Icw kA rms 1s: 32.2
- Ipk kA: 52.5
- Ui: 1000 VAC IEC
- Ui: 1500 VDC IEC
- Vin: 1000 VAC/DC UL















UDF12C500AL
780 A – IEC
(Flexibar Advanced)
550 A – IEC
(IBSB Advanced)
500 A – 



**Flat conductor to
 twelve cables**

- Icw kA rms 1s: 34.3
- Ipk kA: 52.5
- Ui: 1000 VAC IEC
- Ui: 1500 VDC IEC
- Vin: 1000 VAC/DC UL















Metric				
No. Terminals	Conductor		Size mm ²	Ø mm
 x1		Flexibar Advanced IBSB Advanced	2x20x1-10x24x1 50-100	N/A
 x9		 	4-25	6.9



Imperial				
No. Terminals	Conductor		Size AWG	Ø in
 x1		Flexibar Advanced IBSB Advanced	2x20x1-10x24x1 50-100	N/A
 x9		 	12-4	0.272

-  Rigid stranded cable
-  Flexible stranded cable

Art. Nr.	Description		 kg/lbs
569204	UDF9C500AL	1	0.27 / 0.6

Metric				
No. Terminals	Conductor		Size mm ²	Ø mm
 x1		Flexibar Advanced IBSB Advanced	2x20x1-10x24x1 50-100	N/A
 x12		 	4-25	6.9

Imperial				
No. Terminals	Conductor		Size AWG	Ø in
 x1		Flexibar Advanced IBSB Advanced	2x20x1-10x24x1 50-100	N/A
 x12		 	12-4	0.272

-  Rigid stranded cable
-  Flexible stranded cable

Art. Nr.	Description		 kg/lbs
569206	UDF12C500AL	1	0.36 / 0.8

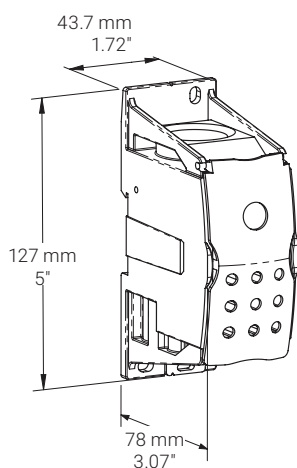
Single Pole Distribution Blocks



UD9C630AL
705 A – IEC
420 A –

Cable to nine cables

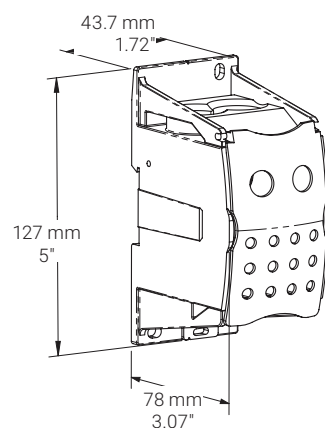
- Icw kA rms 1s: 32.2
- Ipk kA: 52.5
- Ui: 1000 VAC IEC
- Ui: 1500 VDC IEC
- Vin: 1000 VAC/DC UL



UD2C12C630AL
1010 A – IEC
670 A –

Two cables to twelve cables

- Icw kA rms 1s: 42.9
- Ipk kA: 52.5
- Ui: 1000 VAC IEC
- Ui: 1500 VDC IEC
- Vin: 1000 VAC/DC UL



Metric				
	No. Terminals	Conductor	Size mm ²	Ø mm
	x1		120–300	23.4
	x9		4–25	6.9

Imperial				
	No. Terminals	Conductor	Size AWG	Ø in
	x1		4/0–600 kcmil	0.92
	x9		12–4	0.272

- Rigid stranded cable
- Flexible stranded cable

Art. Nr.	Description		kg/lbs
569203	UD9C630AL	1	0.27 / 0.6

Metric				
	No. Terminals	Conductor	Size mm ²	Ø mm
	x2		95–185	19.1
	x12		4–25	6.9

Imperial				
	No. Terminals	Conductor	Size AWG	Ø in
	x2		3/0–400 kcmil	0.75
	x12		12–4	0.272

- Rigid stranded cable
- Flexible stranded cable

Art. Nr.	Description		kg/lbs
569205	UD2C12C630AL	1	0.34 / 0.75

Single Pole Distribution Blocks

UDF12C800AL



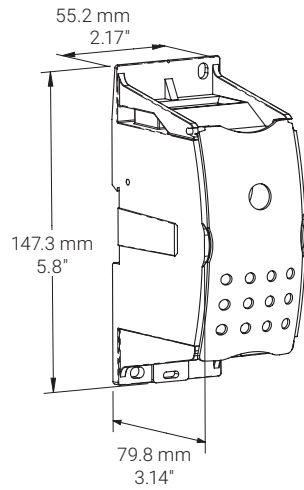
UD2C12C1000AL



UDF12C800AL
 885 A – IEC (Flexibar Advanced)
 800 A – IEC (IBSB Advanced)
 670 A –

Flat conductor to twelve cables

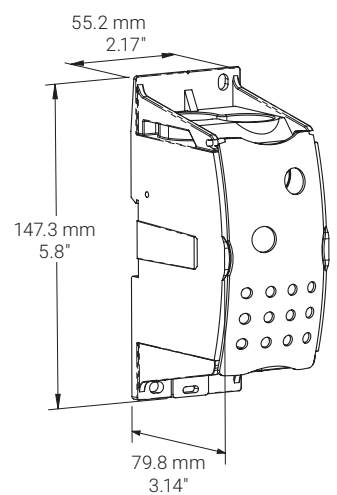
- Icw kA rms 1s: 42.9
- Ipk kA: 73.5
- Ui: 1000 VAC IEC
- Ui: 1500 VDC IEC
- Vin: 1000 VAC/DC UL



UD2C12C1000AL
 1070 A – IEC
 760 A –

Two cables to twelve cables

- Icw kA rms 1s: 42.9
- Ipk kA: 73.5
- Ui: 1000 VAC IEC
- Ui: 1500 VDC IEC
- Vin: 1000 VAC/DC UL



Metric				
No. Terminals	Conductor	Size mm ²	Ø mm	
x1		Flexibar Advanced IBSB Advanced	2x20x1-10x32x1 50-240	N/A
x12		 	4-25	6.9

Imperial				
No. Terminals	Conductor	Size AWG	Ø in	
x1		Flexibar Advanced IBSB Advanced	2x20x1-10x32x1 50-240	N/A
x12		 	12-4	0.272

- Rigid stranded cable
- Flexible stranded cable

Art. Nr.	Description		kg/lbs
569208	UDF12C800AL	1	0.45 / 1

Metric				
No. Terminals	Conductor	Size mm ²	Ø mm	
x2		 	35-240	22
x12		 	4-25	6.9

Imperial				
No. Terminals	Conductor	Size AWG	Ø in	
x2		 	2-500 kcmil	0.87
x12		 	12-4	0.272

- Rigid stranded cable
- Flexible stranded cable

Art. Nr.	Description		kg/lbs
569207	UD2C12C1000AL	1	0.45 / 1


Single Pole Distribution Blocks

UDF9C1000AL



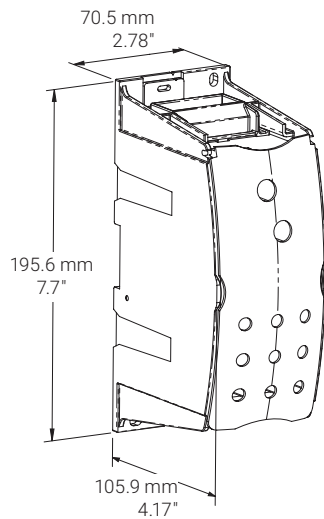
UD2C9C1250AL




UDF9C1000AL
1450 A – IEC
(Flexibar Advanced)
1100 A – IEC
(IBSB Advanced)
840 A – 

**Flat conductor to
 nine cables**

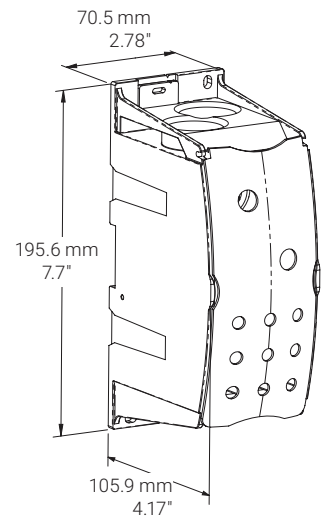
- Icw kA rms 1s: 71.5
- Ipk kA: 73.5
- Ui: 1000 VAC IEC
- Ui: 1500 VDC IEC
- Vin: 1000 VAC/DC UL











UD2C9C1250AL
1740 A – IEC
950 A – 



**Two cables to
 nine cables**

- Icw kA rms 1s: 84
- Ipk kA: 73.5
- Ui: 1000 VAC IEC
- Ui: 1500 VDC IEC
- Vin: 1000 VAC/DC UL











Metric				
	No. Terminals	Conductor	Size mm ²	Ø mm
	x1	 Flexibar Advanced	6x24x1-10x50x1	N/A
	x9	 IBSB Advanced	10-95	13.5



Imperial				
	No. Terminals	Conductor	Size AWG	Ø in
	x1	 Flexibar Advanced	6X24X1-10X50X1	N/A
	x9	 IBSB Advanced	8-3/0	0.53

-  Rigid stranded cable
-  Flexible stranded cable

Art. Nr.	Description		 kg/lbs
569210	UDF9C1000AL	1	0.93 / 2.05

Metric				
	No. Terminals	Conductor	Size mm ²	Ø mm
	x2		185-400	27.5
	x9	 IBSB Advanced	10-95	13.5

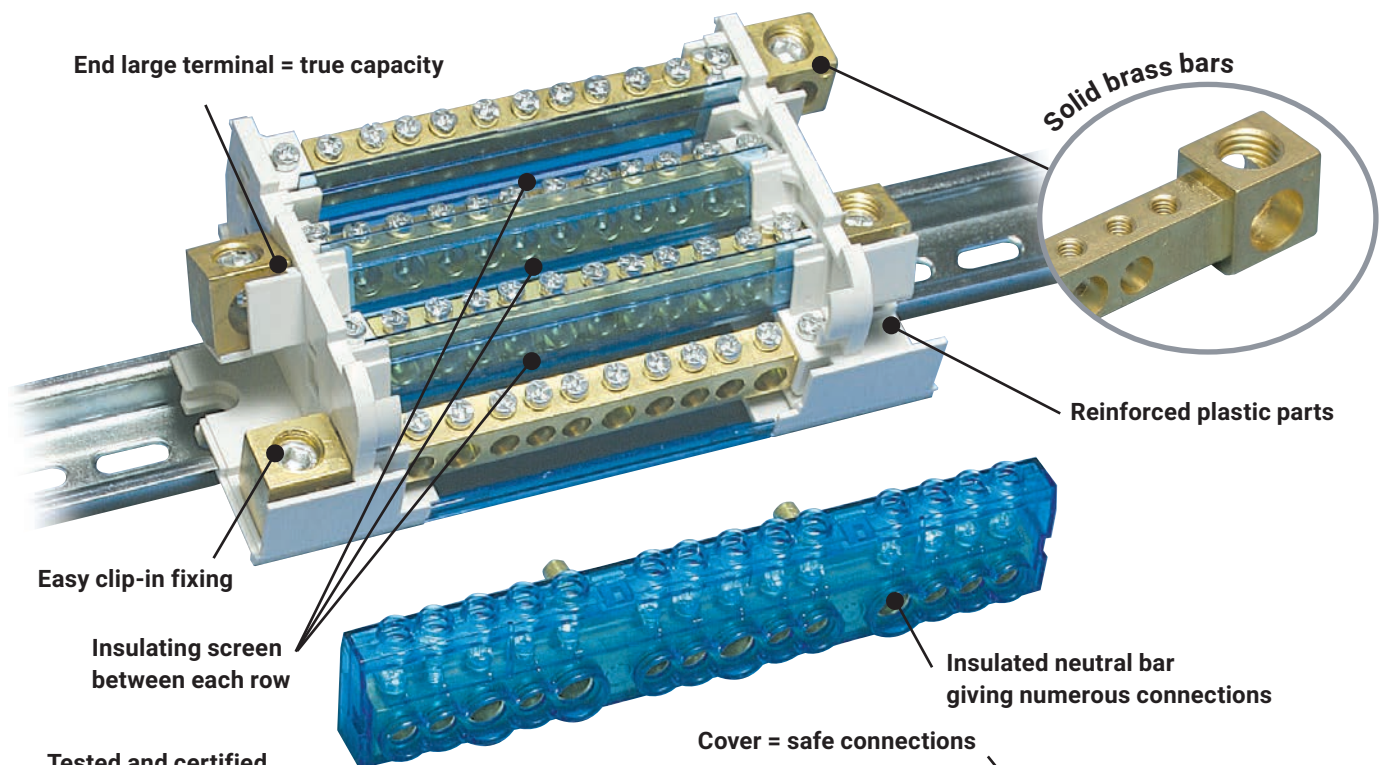
Imperial				
	No. Terminals	Conductor	Size AWG	Ø in
	x2		400-750 kcmil	1.08
	x9	 IBSB Advanced	8-3/0	0.53

-  Rigid stranded cable
-  Flexible stranded cable



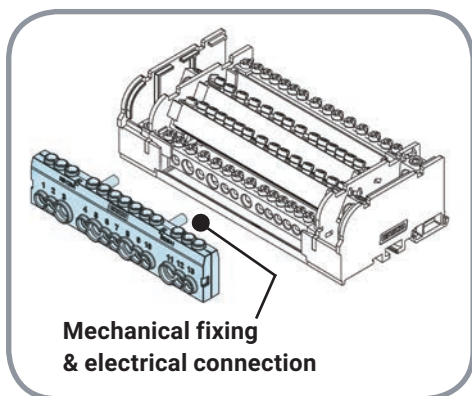
Art. Nr.	Description		 kg/lbs
569209	UD2C9C1250AL	1	0.93 / 2.05

Two and Four Pole Distribution Blocks

MAIN FEATURES



Tested and certified according to IEC 60947-7-1



Two and Four Pole Distribution Blocks

– Quick Selection Guide

TWO POLE (BD SERIES) AND FOUR POLE (TD SERIES) DISTRIBUTION BLOCKS – QUICK SELECTION GUIDE

Part number	Article number	Max IEC Current	Max UL Current	Nbre of poles / phases	Line side: Nbre of connection per phase	Line side Min and Max conductor size	Load side: Nbre of connection per phase	Load side Min and Max conductor size	Max working voltage IEC	Max working voltage UL
BD-40A	563720	40 A	–	2	2 Cables	6–16 mm ²	15 Cables	0.75–4 mm ²	500 VAC/DC	–
TD-40A	563740	40 A	–	4	2 Cables	6–16 mm ²	11 Cables	0.75–4 mm ²	500 VAC	–
BD-80-100A	563900	100 A	–	2	1 Cable	10–25 mm ²	6 Cables	(3) 0.75–4 mm ² (3) 1.5–6 mm ²	500 VAC/DC	–
BD-80-100AL	563910	100 A	–	2	2 Cables	10–25 mm ²	13 Cables	(6) 0.75–4 mm ² (7) 1.5–6 mm ²	500 VAC/DC	–
TD-80-100A	563920	100 A	–	4	1 Cable	10–25 mm ²	6 Cables	(3) 0.75–4 mm ² (3) 1.5–6 mm ²	500 VAC	–
TD-80-100AL	563930	100 A	–	4	2 Cables	10–25 mm ²	9 Cables	(4) 0.75–4 mm ² (5) 1.5–6 mm ²	500 VAC	–
TD-80-100ALL	563940	100 A	–	4	2 Cables	10–25 mm ²	13 Cables	(6) 0.75–4 mm ² (7) 1.5–6 mm ²	500 VAC	–
BD-100-125A	563800	125 A	–	2	1 Cable	10–35 mm ²	6 Cables	(5) 1.5–6 mm ² (1) 6–16 mm ²	690 VAC/DC	–
BD-100-125AL	563810	125 A	–	2	1 Cable	10–35 mm ²	14 Cables	(11) 1.5–6 mm ² (3) 6–16 mm ²	690 VAC/DC	–
TD-100-125A	563820	125 A	–	4	1 Cable	10–35 mm ²	6 Cables	(5) 1.5–6 mm ² (1) 6–16 mm ²	690 VAC	–
TD-100-125AL	563830	125 A	–	4	1 Cable	10–35 mm ²	10 Cables	(7) 1.5–6 mm ² (3) 6–16 mm ²	690 VAC	–
TD-100-125ALL	563840	125 A	–	4	1 Cable	10–35 mm ²	14 Cables	(11) 1.5–6 mm ² (1) 6–16 mm ² (2) 10–25 mm ²	690 VAC	–
TD-160A	563200	160 A	–	4	1 Cable	10–50 mm ²	11 Cables	(1) 2.5–6 mm ² (7) 2.5–16 mm ² (3) 10–35 mm ²	690 VAC	–
TD-160AL	563990	160 A	–	4	1 Cable	10–50 mm ²	11 Cables	(8) 2.5–16 mm ² (3) 10–35 mm ²	690 VAC	–
TDL-400A	563995	400 A	400 A	4	1 Cable or 1 Flexibar	35–120 mm ² 1/0–250 kcmil Flexibar 6x24x1 max	14 Cables	(1) 10–50 mm ² (2) 10–35 mm ² (4) 6–25 mm ² (7) 2.5–16 mm ² (1) #6–1/0 (2) #8–#1 (4) #10–#3 (7) #10–#5	1,000 VAC, 1,500 VDC	600 VAC/DC

Two and Four Pole Distribution Blocks



BD 40 A
BD 80/100 A



TD 40 A
TD 80/100 A



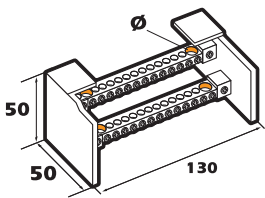
NB 125 A
NB 160 A



- Minimum space for maximum power
- Easy connections
- Protection: Transparent cover and screen
- Self extinguishing: UL94 V-0
- Safe connections
- DIN Rail or screw mounting
- Halogen Free
- Rohs Compliant
- IEC 60947-7-1

2 & 4 pole 40 A

2 pole BD 40 A

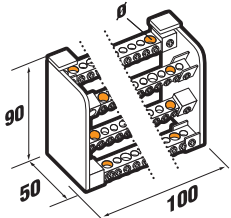


I = 40 A IEC
• I_{cw} kA rms 1s: 4.5
• I_{pk} kA: 22
• U_i: 500 VCA/CC

BD 40 A - 16 TERMINALS

	mm ²	mm ²	Ø mm
	6-16	4-10	x2 6
	1.5-4	0.75-4	x15 4.3

4 pole TD 40 A



I = 40 A IEC
• I_{cw} kA rms 1s: 4.5
• I_{pk} kA: 22
• U_i: 500 V_{CA}

TD 40 A - 12 TERMINALS

	mm ²	mm ²	Ø mm
	6-16	4-10	x2 6
	1.5-4	0.75-4	x11 4.3

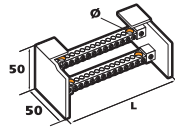
* Center to drilling :
• BD 40 A = 110 mm
• TD 40 A = 80 mm

Art. Nr.	Description	kg/lbs
563720	BD 40 A	0.22/0.49
563740	TD 40 A	0.33/0.73

- Rigid stranded cable
- Flexible stranded cable

2 & 4 pole 80/100 A

2 pole BD 80/100 A



I = 100 A IEC
• I_{cw} kA rms 1s: 4.5
• I_{pk} kA: 20
• U_i: 500 VCA/CC

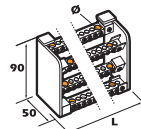
BD 80/100 A - 6 TERMINALS

	mm ²	mm ²	Ø mm
	10-25	10-25	x1 8.5
	1.5-4	0.75-4	x3 4.5
	2.5-6	1.5-6	x3 5.5

BD 80/100 AL - 14 TERMINALS

	10-25	10-25	x2 8.5
	1.5-4	0.75-4	x6 4.5
	2.5-6	1.5-6	x7 5.5

4 pole TD 80/100 A



I = 100 A IEC
• I_{cw} kA rms 1s: 4.5
• I_{pk} kA: 20
• U_i: 500 V_{CA}

TD 80/100 A - 6 TERMINALS

	mm ²	mm ²	Ø mm
	10-25	10-25	x1 8.5
	1.5-4	0.75-4	x3 4.5
	2.5-6	1.5-6	x3 5.5

TD 80/100 AL - 10 TERMINALS

	10-25	10-25	x2 8.5
	1.5-4	0.75-4	x4 4.5
	2.5-6	1.5-6	x5 5.5

TD 80/100 ALL - 14 TERMINALS

	10-25	10-25	x2 8.5
	1.5-4	0.75-4	x6 4.5
	2.5-6	1.5-6	x7 5.5

* Center to drilling :
• BD 80/100 A = 45 mm
• BD 80/100 AL = 110 mm
• TD 80/100 A = 45 mm
• TD 80/100 AL = 80 mm
• TD 80/100 ALL = 110 mm

Art. Nr.	Description	kg/lbs	L
563900	BD 80/100 A	0.11	64
563910	BD 80/100 AL	0.21	130
563920	TD 80/100 A	0.21	64
563930	TD 80/100 AL	0.31	100
563940	TD 80/100 ALL	0.40	130

NEUTRAL BARS

- Improved wiring capacity
- Direct electrical connection
- Strong mechanical assembly
- Transparent cover

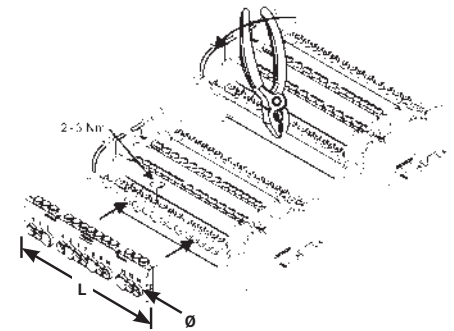


Illustration to install Neutral - bar

Neutral Bar 563841 → 563830 - Solid Bar
563841 → 563840 - Solid Bar

Neutral Bar 563201 → 563200 - Solid Bar
563201 → 563990 - Solid Bar

NB 125 A

I = 125 A IEC
• I_{cw} kA rms 1s: 4.5
• I_{pk} kA: 30

	mm ²	mm ²	Ø mm
	10-25	6-16	x3 7.5
	2.5-6	1.5-6	x9 5.5


NB 160 A

I = 160 A IEC
• I_{cw} kA rms 1s: 6.2
• I_{pk} kA: 35

	mm ²	mm ²	Ø mm
	10-35	10-25	x4 8.5
	2.5-16	1.5-16	x10 7.2

Art. Nr.	Description	L	kg/lbs
563841	NB 125 A	142	10 0.17
563201	NB 160 A	170	10 0.20

Two and Four Pole Distribution Blocks

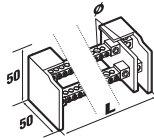


- Easy connections: Input separated from outputs
- Neutral bar: 125A & 160A
- DIN Rail or screw mounting
- End large terminals: Safe connections
- New Design: solid bars provide reliability
- Improved Icc withstanding up to 35 kA
- Strong mechanical assembly
- IEC 60947-7-1

2 & 4 POLE 100/125 A

2 pole BD 100/125 A

I = 125 A IEC
• Ui: 690 VCA/CC



BD 100/125 A - 6 TERMINALS

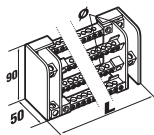
	mm ²	mm ²		Ø mm
	10-35	10-35	x1	9.5
	2.5-6	1.5-6	x5	5.5
	10-25	6-16	x1	7.5

BD 100/125 AL - 14 TERMINALS

	mm ²	mm ²		Ø mm
	10-35	10-35	x1	9.5
	2.5-6	1.5-6	x11	5.5
	10-25	6-16	x3	7.5

4 pole TD 100/125 A

I = 125 A IEC
• Ui: 690 V_{CA}



TD 100/125 A - 6 TERMINALS

	mm ²	mm ²		Ø mm
	10-35	10-35	x1	9.5
	2.5-6	1.5-6	x5	5.5
	10-25	6-16	x1	7.5

TD 100/125 AL - 10 TERMINALS

	10-35	10-35	x1	9.5
	2.5-6	1.5-6	x7	5.5
	10-25	6-16	x3	7.5

TD 100/125 ALL - 14 TERMINALS

	10-35	10-35	x1	9.5
	2.5-6	1.5-6	x11	5.5
	10-25	6-16	x1	7.5
	10-35	10-25	x2	8.5

* Center to drilling :

- BD 100/125 A = 74 mm
- BD 100/125 AL = 142 mm

- TD 100/125 A = 89 mm
- TD 100/125 AL = 127 mm
- TD 100/125 ALL = 162 mm

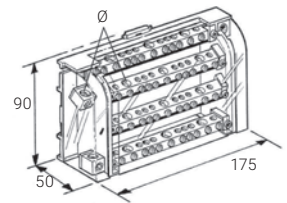
Art. Nr.	Description	Icw	Ipk			L
563800	BD 100/125 A	4.5	30	1	0.16	94
563810	BD 100/125 AL	4.5	25	1	0.27	162
563820	TD 100/125 A	4.5	30	1	0.33	109
563830	TD 100/125 AL	4.5	30	1	0.44	147
563840	TD 100/125 ALL	4.5	21	1	0.55	182

4 POLE 160 A

TD 160 A

I = 160 A IEC

- Icw kA rms 1s: 8.2
- Ipk kA: 35
- Ui: 690 V_{CA}



TD 160 A : 11 TERMINALS

	mm ²	mm ²		Ø mm
	10-50	10-50	x1	12
	10-35	10-25	x3	8.5
	2.5-16	1.5-16	x7	7.2
	2.5-6	1.5-6	x1	5.5

* Center to center drilling : 160 mm

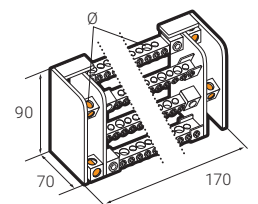
Art. Nr.	Description		
563200	TD 160A	1	0.606

4 POLE 160 A

TD 160 A

I = 160 A IEC

- Icw kA rms 1s: 8.2
- Ipk kA: 35
- Ui: 690 V_{CA}



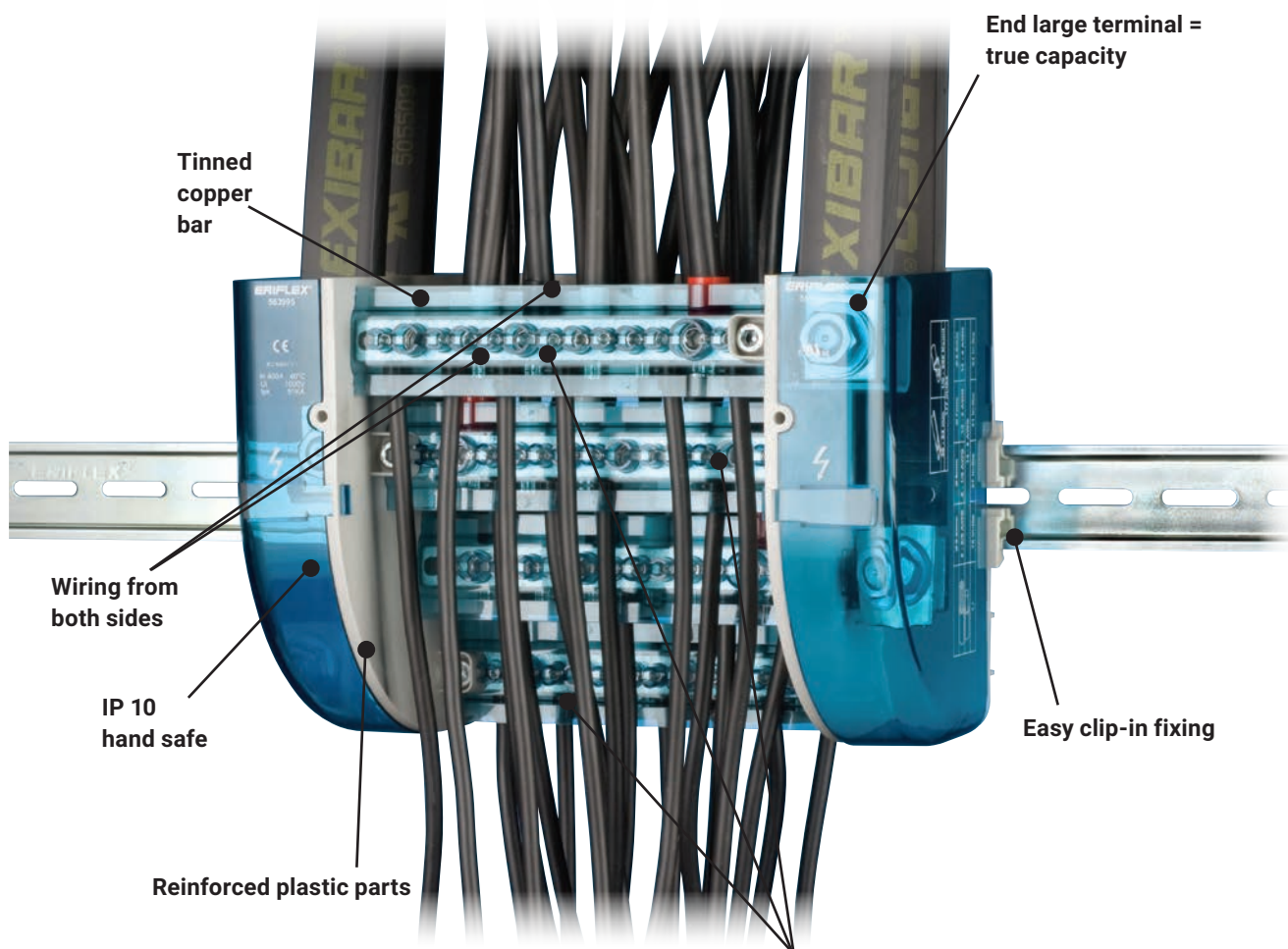
TD 160 AL : 11 TERMINALS

	mm ²	mm ²		Ø mm
	10-50	10-50	x1	12
	10-35	10-25	x3	8.5
	2.5-16	1.5-16	x8	7

* Center to drilling : 150 mm.

Art. Nr.	Description		
563990	TD 160AL	1	0.74

Four Pole Distribution Blocks – TDL




Visual inspection of wire and confirmation of connection



- Tested and Certified according to IEC 60947-7-1 $U_i=1000V$
- UL® Recognized for US & Canada
- UL 1059 $U_i=600V$
- Halogen Free
- UL94 V-0
- RoHS Compliant
- CE Conformity
- EAC Conformity

Four Pole Distribution Blocks – TDL

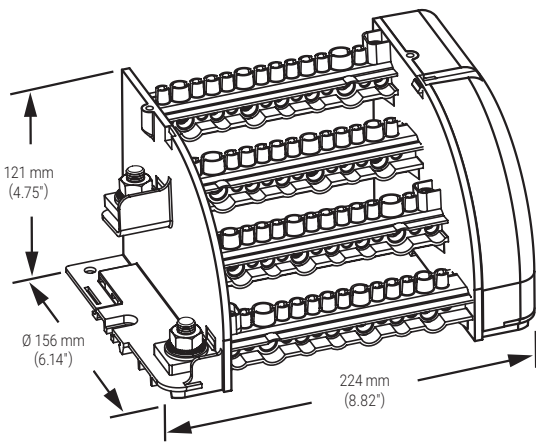
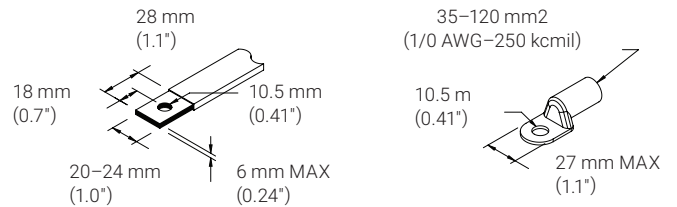
TDL 250/400A















- Easy connections: Input separated from outputs
- End large terminals: Safe connections
- Easy input connection : Flexibar – IBS – Cable
- Wiring from Both sides
- Tinned Copper Bars : Copper or Aluminum Cables
- Visual inspection of wire and confirmation of connection
- New Design: solid bars provide reliability
- Strong mechanical assembly
- IP 10 hand safe
- High % of Fill Ratio
- Easy fixing: clip on DIN rail or mount to panel with screws
- Halogen Free



TDL 250/400A 400 A – IEC /



- Icw kA rms 1s : 23
- Ipk kA : 51
- Ui : 1000 VAC
1500 VDC IEC
- Vin : 600 V UL



Metric				
	Flexibar, IBS (width)	 mm ²	 mm ²	
	20-24 mm	35-120	35-120	x1
	-	10-50	10-35	x1
	-	10-35	10-25	x2
	-	6-25	6-16	x4
	-	2.5-16	2.5-10	x7

Imperial				
	Flexibar, IBS (width)	AWG		
	20-24 mm	1/0 – 250		x1
	-	6 – 1/0		x1
	-	8 – 1		x2
	-	10 – 3		x4
	-	10 – 5		x7

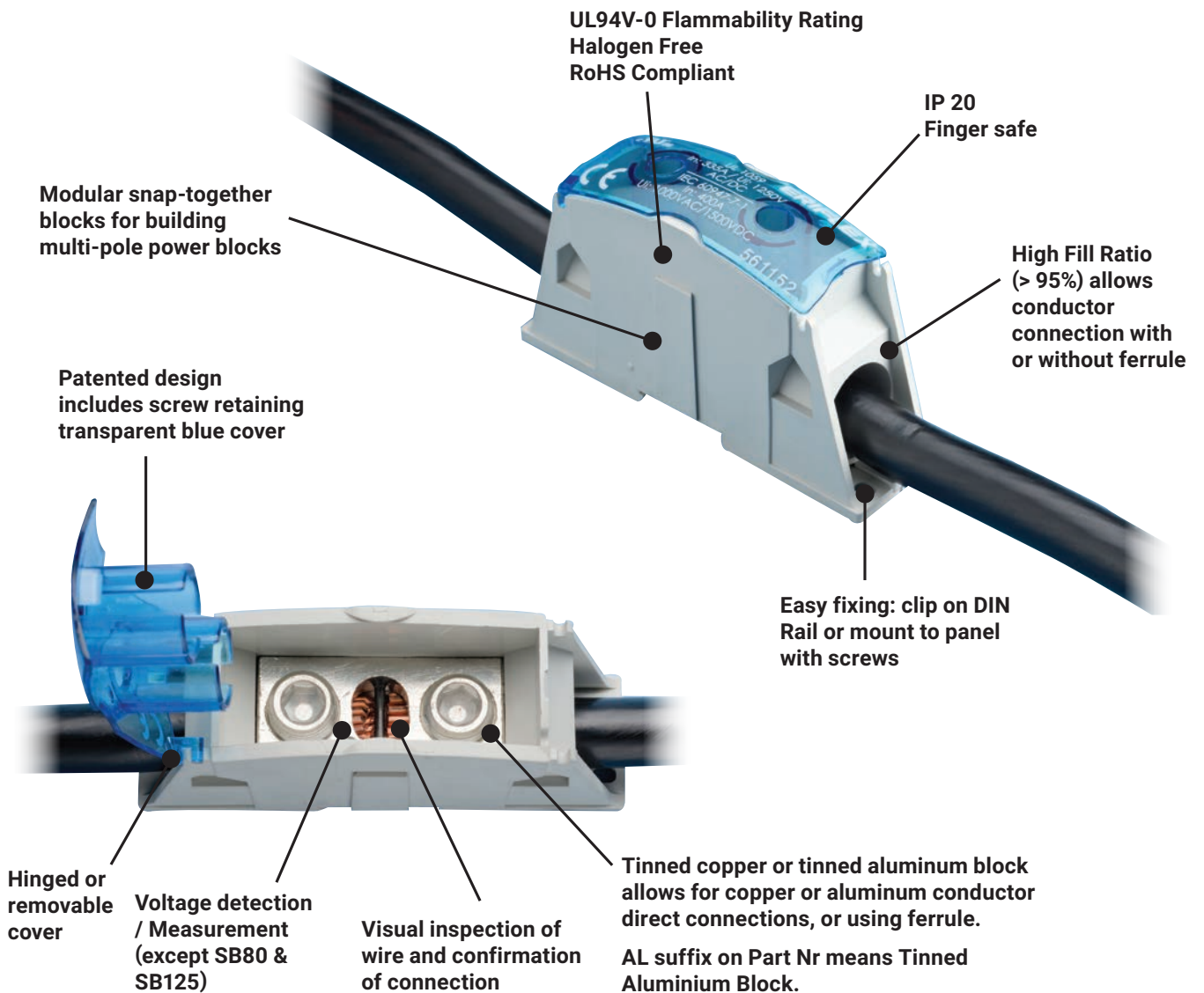
Art. Nr.	Description		 kg/lbs
563995	TDL250A	1	1.69 / 3.73

-  Rigid stranded cable
-  Flexible stranded cable

Power Blocks – SB Series

MAIN FEATURES

Economical Solution in a Compact Footprint



- Tested and Certified according to IEC 60947-7-1 Ui=1000V AC / 1500V DC
- UL 1059 Recognized or UL 1953 Listed in function of the model
- Short Circuit Current Rated up to 100 kA (refer to UL file E198301)
- Halogen Free
- RoHS Compliant



Power Blocks – Quick Selection Guide

POWER BLOCKS (SB SERIES) – QUICK SELECTION GUIDE

Part number	Article number	Max IEC Current	Max UL Current	Line side : Nbre of connection	Line side Min and Max conductor size	Load side : Nbre of connection	Load side Min and Max conductor size	Max working voltage IEC	Max working voltage UL
SB80AL	561160	105 A	85 A	 1 Cable	6–16 mm ² #16–#4	 1 Cable	6–16 mm ² #16–#4	1,000 VAC 1,500 VDC	1,000 VAC/DC
SB80	561150	110 A	85 A	 1 Cable	6–16 mm ² #16–#4	 1 Cable	6–16 mm ² #16–#4	1,000 VAC 1,500 VDC	1,000 VAC/DC
SB125	561158	170 A	150 A	 1 Cable	10–35 mm ² #8–1/0	 1 Cable	10–35 mm ² #8–1/0	1,000 VAC 1,500 VDC	1,250 VAC/DC
SB125AL	561161	185 A	150 A	 1 Cable	10–35 mm ² #8–1/0	 1 Cable	10–35 mm ² #8–1/0	1,000 VAC 1,500 VDC	1,250 VAC/DC
SB160AL	561162	230 A	200 A	 1 Cable	35–70 mm ² #2–3/0	 1 Cable	35–70 mm ² #2–3/0	1,000 VAC 1,500 VDC	1,000 VAC/DC
SB160	561151	250 A	200 A	 1 Cable	35–70 mm ² #2–3/0	 1 Cable	35–70 mm ² #2–3/0	1,000 VAC 1,500 VDC	1,000 VAC/DC
SB250AL	561163	400 A	255 A	 1 Cable	35–120 mm ² #6–250 kcmil	 1 Cable	35–120 mm ² #6–250 kcmil	1,000 VAC, 1,500 VDC	1,250 VAC/DC
SB250	561159	400 A	255 A	 1 Cable	35–120 mm ² #6–250 kcmil	 1 Cable	35–120 mm ² #6–250 kcmil	1,000 VAC, 1,500 VDC	1,250 VAC/DC
SB2C250	561170	550 A	255 A	 1 Cable	35–120 mm ² #6–250 kcmil	 2 Cables	(2) 35–120 mm ² (2) #6–250 kcmil	1,000 VAC, 1,500 VDC	1,000 VAC/DC
SBF250	561171	380 A 330 A	255 A	 Flat Conductor	Flexibar 2X20X1– 5X20X1 IBS/IBSB 50–70 mm ²	 1 Cable	35–120 mm ² #6–250 kcmil	1,000 VAC, 1,500 VDC	1,000 VAC/DC
SB2C400AL	561166	670 A	335 A	 1 Cable	95–240 mm ² 3/0–400 kcmil	 2 Cables	(2) 35–120 mm ² (2) #2–250 kcmil	1,000 VAC, 1,500 VDC	1,000 VAC/DC
SB2C400	561154	600 A	335 A	 1 Cable	95–240 mm ² 3/0–400 kcmil	 2 Cables	(2) 35–120 mm ² (2) #2–250 kcmil	1,000 VAC, 1,500 VDC	1,000 VAC/DC
SBF400AL	561165	510 A 450 A	335 A 240 A	 Flat Conductor	Flexibar 2x20x1–5x24x1 IBS/IBSB 100 mm ²	 1 Cable	95–240 mm ² 3/0–400 kcmil	1,000 VAC, 1,500 VDC	1,000 VAC/DC
SBF400	561153	445 A 405 A	335 A	 Flat Conductor	Flexibar 2x20x1–5x24x1 IBS/IBSB 100 mm ²	 1 Cable	95–240 mm ² 3/0–400 kcmil	1,000 VAC, 1,500 VDC	1,000 VAC/DC
SBF2C400AL	561167	550 A 480 A	335 A	 Flat Conductor	Flexibar 2x20x1–5x24x1 IBS/IBSB 100 mm ²	 2 Cables	(2) 35–120 mm ² (2) #2–250 kcmil	1,000 VAC, 1,500 VDC	1,000 VAC/DC
SBF2C400	561155	560 A 500 A	335 A	 Flat Conductor	Flexibar 2x20x1–5x24x1 IBS/IBSB 100 mm ²	 2 Cables	(2) 35–120 mm ² (2) #2–250 kcmil	1,000 VAC, 1,500 VDC	1,000 VAC/DC
SBF2C250	561172	500 A 430 A	255 A	 Flat Conductor	Flexibar 2X20X1– 5X20X1 IBS/IBSB 50–70 mm ²	 2 Cables	(2) 35–120 mm ² (2) #6–250 kcmil	1,000 VAC, 1,500 VDC	1,000 VAC/DC
SB400AL	561164	610 A	335 A	 1 Cable	95–240 mm ² 3/0–400 kcmil	 1 Cable	95–240 mm ² 3/0–400 kcmil	1,000 VAC, 1,500 VDC	1,250 VAC/DC
SB400	561152	500 A	335 A	 1 Cable	95–240 mm ² 3/0–400 kcmil	 1 Cable	95–240 mm ² 3/0–400 kcmil	1,000 VAC, 1,500 VDC	1,250 VAC/DC
SB630AL	561168	860 A	545 A	 1 Cable	240–500 mm ² 400–1,000 kcmil	 1 Cable	240–500 mm ² 400–1,000 kcmil	1,000 VAC, 1,500 VDC	1,250 VAC/DC
SB630	561156	870 A	545 A	 1 Cable	240–500 mm ² 400–1,000 kcmil	 1 Cable	240–500 mm ² 400–1,000 kcmil	1,000 VAC, 1,500 VDC	1,250 VAC/DC
SBF630AL	561169	760 A 750 A	490 A 410 A	 Flat Conductor	Flexibar 2x20x1–8x32x1 IBS/IBSB 100–240 mm ²	 1 Cable	240–500 mm ² 400–1,000 kcmil	1,000 VAC, 1,500 VDC	1,000 VAC/DC
SBF630	561157	805 A 800 A	545 A	 Flat Conductor	Flexibar 2x20x1–8x32x1 IBS/IBSB 100–240 mm ²	 1 Cable	240–500 mm ² 400–1,000 kcmil	1,000 VAC, 1,500 VDC	1,000 VAC/DC
SBF2C630AL	561173	930 A 910 A	760 A	 Flat Conductor	Flexibar 2x20x1–8x32x1 IBS/IBSB 240 mm ²	 2 Cables	(2) 35–240 mm ² (2) #2–500 kcmil	1,000 VAC, 1,500 VDC	1,000 VAC/DC
SB2C1000AL	561174	1,020 A	545 A	 1 Cable	240–500 mm ² 400–1,000 kcmil	 2 Cables	(2) 35–300 mm ² (2) #2–600 kcmil	1,000 VAC, 1,500 VDC	1,000 VAC/DC
SB2C2C1000AL	561175	1,150 A	840 A	 2 Cables	(2) 35–300 mm ² (2) #2–600 kcmil	 2 Cables	(2) 35–300 mm ² (2) #2–600 kcmil	1,000 VAC, 1,500 VDC	1,000 VAC/DC
SBF3C1000AL	561176	1,420 A	1,260 A	 Flat Conductor	Flexibar 2X20X1– 10X50X1	 3 Cables	(3) 35–300 mm ² (3) #2–600 kcmil	1,000 VAC, 1,500 VDC	1,000 VAC/DC
SBF4C1600AL	561177	1,940 A	1,680 A	 Flat Conductor	Flexibar 6X50X1– 10X80X1	 4 Cables	(4) 35–300 mm ² (4) #2–600 kcmil	1,000 VAC, 1,500 VDC	1,000 VAC/DC

Power Blocks



SB80AL

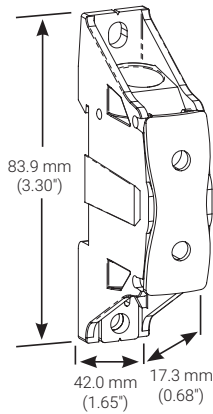


SB80

SB80AL
105 A – IEC
85 A – US

Cable to cable

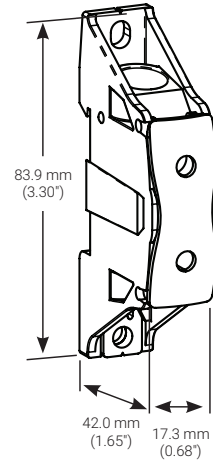
- Icw kA rms 1s : 3.0
- Ipk kA : 22
- Ui : 1000 VAC IEC
- Ui : 1500 VDC IEC
- Vin : 1000 VAC/DC UL



SB80
110 A – IEC
85 A –

Cable to Cable

- Icw kA rms 1s : 3.0
- Ipk kA : 25
- Ui : 1000 V AC IEC
- Ui : 1500 V DC IEC
- Vin : 1000 VAC/DC UL



Metric				
No. Terminals	Conductor	Size mm ²	Ø mm	
x1		2.5-6	8.2	
		6-16		
		6-16		
x1		2.5-6	8.2	
		6-16		
		6-16		

Imperial				
No. Terminals	Conductor	Size AWG	Ø in	
x1		#16-#10	0.32	
		#16-#4		
		#16-#4		
x1		#16-#10	0.32	
		#16-#4		
		#16-#4		

- Solid cable
- Rigid stranded cable
- Flexible stranded cable

Art. Nr.	Description		kg/lbs
561160	SB80AL	1	0.036 / 0.08

Metric				
No. Terminals	Conductor	Size mm ²	Ø mm	
x1		2.5-6	8.2	
		6-16		
		6-16		
x1		2.5-6	8.2	
		6-16		
		6-16		

Imperial				
No. Terminals	Conductor	Size AWG	Ø in	
x1		#16-#10	0.32	
		#16-#4		
		#16-#4		
x1		#16-#10	0.32	
		#16-#4		
		#16-#4		

- Solid cable
- Rigid stranded cable
- Flexible stranded cable

Art. Nr.	Description		kg/lbs
561150	SB 80	1	0.04/0.10

Power Blocks



SB125

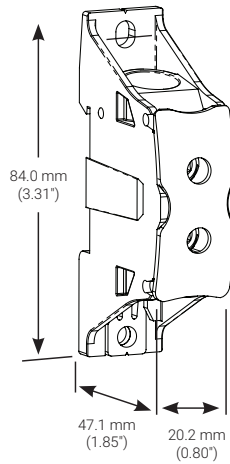


SB125AL

SB125
170 A – IEC
150 A –

Cable to cable

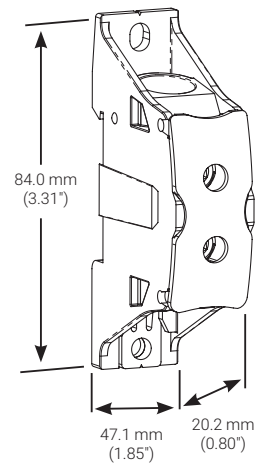
- Icw kA rms 1s: 6.0
- Ipk kA: 25
- Ui: 1000 V AC IEC
- Ui: 1500 V DC IEC
- Vin: 1250 VAC/DC UL



SB125AL
185 A – IEC
150 A –

Cable to cable

- Icw kA rms 1s: 6.0
- Ipk kA: 22
- Ui: 1000 VAC IEC
- Ui: 1500 VDC IEC
- Vin: 1250 VAC/DC UL



Metric				
No. Terminals	Conductor	Size mm ²	Ø mm	
x1		10–35	10.1	
x1		10–35	10.1	

Metric				
No. Terminals	Conductor	Size mm ²	Ø mm	
x1		10–35	10.1	
x1		10–35	10.1	

Imperial				
No. Terminals	Conductor	Size AWG	Ø in	
x1		#8–1/0	0.40	
x1		#8–1/0	0.40	

Imperial				
No. Terminals	Conductor	Size AWG	Ø in	
x1		#8–1/0	0.40	
x1		#8–1/0	0.40	

- Rigid stranded cable
- Flexible stranded cable

- Rigid stranded cable
- Flexible stranded cable

Art. Nr.	Description		kg/lbs
561158	SB 125	1	0.07/0.15

Art. Nr.	Description		kg/lbs
561161	SB125AL	1	0.045 / 0.1

Power Blocks



SB160AL

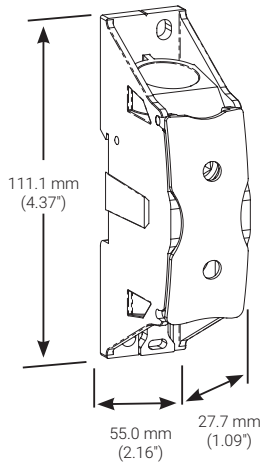


SB160

SB160AL
 230 A – IEC
 200 A – US

Cable to cable

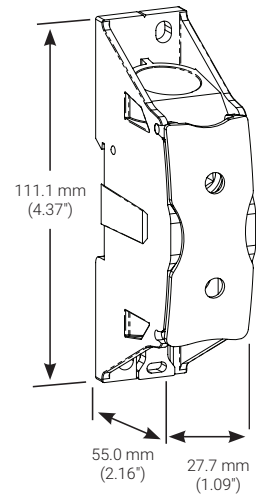
- Icw kA rms 1s: 14.4
- Ipk kA: 42
- Ui: 1000 VAC IEC
- Ui: 1500 VDC IEC
- Vin: 1000 VAC/DC UL



SB160
 250 A – IEC
 200 A –

Cable to Cable

- Icw kA rms 1s: 14.4
- Ipk kA: 42
- Ui: 1000 V AC IEC
- Ui: 1500 V DC IEC
- Vin: 1000 VAC/DC UL



Metric				
No. Terminals	Conductor	Size mm ²	Ø mm	
x1		35-70	14.0	
x1		35-70	14.0	

Imperial				
No. Terminals	Conductor	Size AWG	Ø in	
x1		#2-3/0	0.55	
x1		#2-3/0	0.55	

- Rigid stranded cable
- Flexible stranded cable

Art. Nr.	Description		kg/lbs
561162	SB160AL	1	0.1 / 0.22

Metric				
No. Terminals	Conductor	Size mm ²	Ø mm	
x1		35-70	14.0	
x1		35-70	14.0	


Imperial				
No. Terminals	Conductor	Size AWG	Ø in	
x1		#2-3/0	0.55	
x1		#2-3/0	0.55	

- Rigid stranded cable
- Flexible stranded cable

Art. Nr.	Description		kg/lbs
561151	SB 160	1	0.18/0.40

Power Blocks

SB250AL



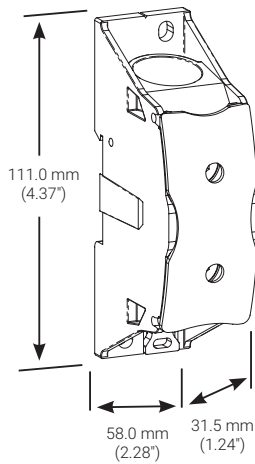
SB250



SB250AL
400 A – IEC
255 A – US

Cable to cable

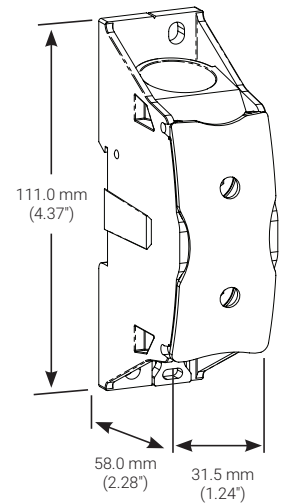
- Icw kA rms 1s: 14.4
- Ipk kA: 42
- Ui: 1000 VAC IEC
- Ui: 1500 VDC IEC
- Vin: 1250 VAC/DC UL



SB250
400 A – IEC
255 A –

Cable to Cable

- Icw kA rms 1s: 14.4
- Ipk kA: 42
- Ui: 1000 V AC IEC
- Ui: 1500 V DC IEC
- Vin: 1250 VAC/DC UL



Metric				
No. Terminals	Conductor	Size mm ²	Ø mm	
x1		35–120	15.1	
x1		35–120	15.1	

Imperial				
No. Terminals	Conductor	Size AWG	Ø in	
x1		#6–250 kcmil	0.59	
x1		#6–250 kcmil	0.59	

- Rigid stranded cable
- Flexible stranded cable

Art. Nr.	Description		kg/lbs
561163	SB250AL	1	0.13 / 0.29

Metric				
No. Terminals	Conductor	Size mm ²	Ø mm	
x1		35–120	15.1	
x1		35–120	15.1	


Imperial				
No. Terminals	Conductor	Size AWG	Ø in	
x1		#6–250 kcmil	0.59	
x1		#6–250 kcmil	0.59	

- Rigid stranded cable
- Flexible stranded cable

Art. Nr.	Description		kg/lbs
561159	SB 250	1	0.30/0.66

Power Blocks

SB2C250



SBF250



SB250SPCR

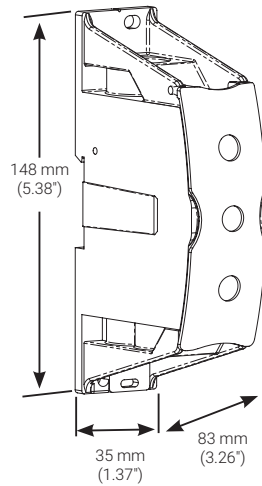


For use with Power Block SBF250 to achieve greater creepage and clearance distances required for UL® 1953

SB2C250
550 A – IEC
255 A –

Cable to two cables

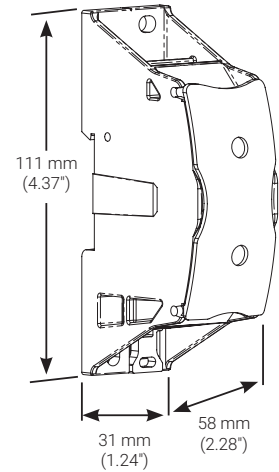
- Icw kA rms 1s: 14.4
- Ipk kA: 42
- Ui: 1000 VAC IEC
- Ui: 1500 VDC IEC
- Vin: 1000 VAC/DC UL



SBF250
380 A – IEC (Flexibar Advanced)
330 A – IEC (IBSB Advanced)
255 A –

Flat conductor to cable

- Icw kA rms 1s: 14.4
- Ipk kA: 42
- Ui: 1000 VAC IEC
- Ui: 1500 VDC IEC
- Vin: 1000 VAC/DC UL



Metric				
No. Terminals	Conductor	Size mm ²	Ø mm	
x1		35–120	15.1	
x2		2x35–120	15.1	

Imperial				
No. Terminals	Conductor	Size AWG	Ø in	
x1		#6–250 kcmil	0.594	
x2		2x #6–250 kcmil	0.594	

- Rigid stranded cable
- Flexible stranded cable

Art. Nr.	Description		kg/lbs
561170	SB2C250	1	0.499 / 1.1

Metric				
No. Terminals	Conductor	Size mm ²	Ø mm	
x1	Flexibar Advanced IBSB Advanced	2x20x1–5x20x1 50–70	N/A	
x1		35–120	15.1	


Imperial				
No. Terminals	Conductor	Size AWG	Ø in	
x1	Flexibar Advanced IBSB Advanced	2x20x1–5x20x1 50–70	N/A	
x1		#6–250 kcmil	0.594	

- Rigid stranded cable
- Flexible stranded cable

Art. Nr.	Description		kg/lbs
561171	SBF250	1	0.272 / 0.6
561178	SB250SPCR	5	

Power Blocks

SB2C400AL



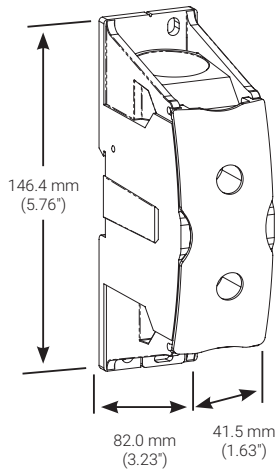
SB2C400



SB2C400AL
670 A – IEC
335 A – cUL[®]US

Cable to two cables

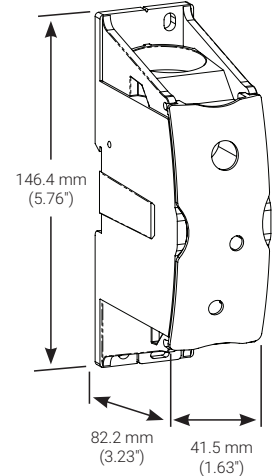
- Icw kA rms 1s: 28.8
- Ipk kA: 51
- Ui: 1000 VAC IEC
- Ui: 1500 VDC IEC
- Vin: 1000 VAC/DC UL



SB2C400
600 A – IEC
335 A – cUL[®]

Cable to Two Cables

- Icw kA rms 1s: 28.8
- Ipk kA: 51
- Ui: 1000 V AC IEC
- Ui: 1500 V DC IEC
- Vin: 1000 VAC/DC UL



Metric				
No. Terminals	Conductor	Size mm ²	Ø mm	
1		95–240	21.0	
2		35–120	15.0	

Metric				
No. Terminals	Conductor	Size mm ²	Ø mm	
1		95–240	21.0	
2		35–120	15.0	

Imperial				
No. Terminals	Conductor	Size AWG	Ø in	
1		3/0–400 kcmil	0.83	
2		#2–250 kcmil	0.59	

Imperial				
No. Terminals	Conductor	Size AWG	Ø in	
1		3/0–400 kcmil	0.83	
2		#2–250 kcmil	0.59	

- Rigid stranded cable
- Flexible stranded cable

- Rigid stranded cable
- Flexible stranded cable

Art. Nr.	Description	kg/lbs
561166	SB2C400AL	0.3 / 0.66

Art. Nr.	Description	kg/lbs
561154	SB2C400	0.73/1.61

Power Blocks

SBF400AL



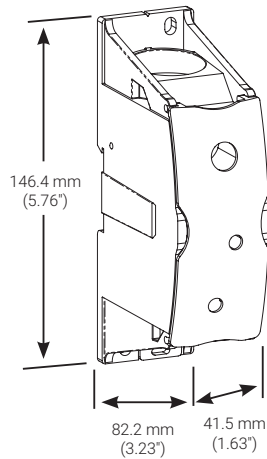
SBF400



SBF400AL
 510 A – IEC (Flexibar Advanced)
 450 A – IEC (IBSB Advanced)
 335 A – US (Flexibar Advanced)
 240 A – US (IBSB Advanced)

Flat conductor to cable

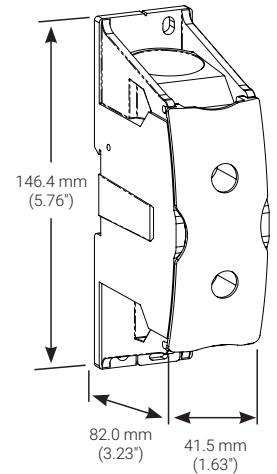
- Icw kA rms 1s: 28.8
- Ipk kA: 51
- Ui: 1000 VAC IEC
- Ui: 1500 VDC IEC
- Vin: 1000 VAC/DC UL



SBF400
 445 A – IEC (Flexibar Advanced)
 405 A – IEC (IBSB Advanced)
 335 A –

Cable to Flexibar / Insulated power braid

- Icw kA rms 1s: 28.8
- Ipk kA: 51
- Ui: 1000 V AC IEC
- Ui: 1500 V DC IEC
- Vin: 1000 VAC/DC UL



Metric

No. Terminals	Conductor	Size mm ²	Ø mm
x1	Flexibar Advanced IBSB Advanced	2x20x1–5x24x1 100	N/A
x1		95–240	21.0

Imperial

No. Terminals	Conductor	Size AWG	Ø in
x1	Flexibar Advanced IBSB Advanced	2x20x1–5x24x1 100	N/A
x1		3/0–400 kcmil	0.83

- Rigid stranded cable
- Flexible stranded cable

Metric

No. Terminals	Conductor	Size mm ²	Ø mm
x1	Flexibar Advanced IBSB Advanced	2x20x1–5x24x1 100	N/A
x1		95–240	21.0

Imperial

No. Terminals	Conductor	Size AWG	Ø in
x1	Flexibar Advanced IBSB Advanced	2x20x1–5x24x1 100	N/A
x1		3/0–400 kcmil	0.83


- Rigid stranded cable
- Flexible stranded cable

Art. Nr.	Description		kg/lbs
561165	SBF400AL	1	0.267 / 0.59


Art. Nr.	Description		kg/lbs
561153	SBF400	1	0.56/1.23


Power Blocks

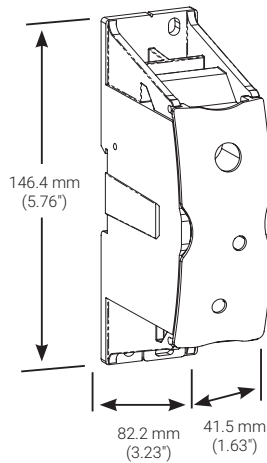
SBF2C400AL



SBF2C400




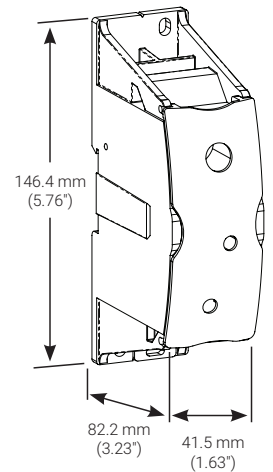
SBF2C400AL
550 A – IEC
(Flexibar Advanced)
480 A – IEC
(IBSB Advanced)
335 A – 



Flat conductor to two cables






- Icw kA rms 1s: 28.8
- Ipk kA: 51
- Ui: 1000 V AC IEC
- Ui: 1500 V DC IEC
- Vin: 1000 V AC/DC UL






SBF2C400
560 A – IEC
(Flexibar Advanced)
500 A – IEC
(IBSB Advanced)
335 A – 





Flat conductor to two cables






- Icw kA rms 1s: 28.8
- Ipk kA: 51
- Ui: 1000 V AC IEC
- Ui: 1500 V DC IEC
- Vin: 1000 V AC/DC UL






Metric				
No. Terminals	Conductor	Size mm ²	Ø mm	
 x1	 Flexibar Advanced IBSB Advanced	2x20x1–5x24x1 100	N/A	
 x2	 Rigid stranded cable  Flexible stranded cable	35–120	15.0	



Imperial				
No. Terminals	Conductor	Size AWG	Ø in	
 x1	 Flexibar Advanced IBSB Advanced	2x20x1–5x24x1 100	N/A	
 x2	 Rigid stranded cable  Flexible stranded cable	#2–250 kcmil	0.59	

-  Rigid stranded cable
-  Flexible stranded cable

Art. Nr.	Description		 kg/lbs
561167	SBF2C400AL	1	0.335 / 0.74

Metric				
No. Terminals	Conductor	Size mm ²	Ø mm	
 x1	 Flexibar Advanced IBSB Advanced	2x20x1–5x24x1 100	N/A	
 x2	 Rigid stranded cable  Flexible stranded cable	35–120	15.0	

Imperial				
No. Terminals	Conductor	Size AWG	Ø in	
 x1	 Flexibar Advanced IBSB Advanced	2x20x1–5x24x1 100	N/A	
 x2	 Rigid stranded cable  Flexible stranded cable	#2–250 kcmil	0.59	

-  Rigid stranded cable
-  Flexible stranded cable

Art. Nr.	Description		 kg/lbs
561155	SBF2C400	1	0.76/1.67

Power Blocks

SBF2C250



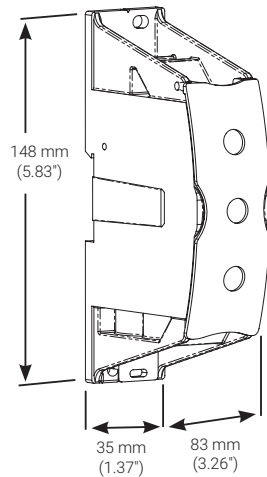
SB400AL



SBF2C250
500 A – IEC
(Flexibar Advanced)
430 A – IEC
(IBSB Advanced)
255 A – UL

Flat conductor to two cables

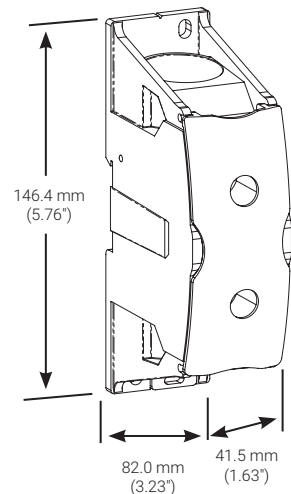
- Icw kA rms 1s: 14.4
- Ipk kA: 42
- Ui: 1000 VAC IEC
- Ui: 1500 VDC IEC
- Vin: 1000 VAC/DC UL



SB400AL
610 A – IEC
335 A – UL

Cable to cable

- Icw kA rms 1s: 28.8
- Ipk kA: 51
- Ui: 1000 VAC IEC
- Ui: 1500 VDC IEC
- Vin: 1250 VAC/DC UL



Metric				
No. Terminals	Conductor	Size mm ²	Ø mm	
x1	Flexibar Advanced IBSB Advanced	50–70 IBS/IBSB ADV	N/A	
x2		2x35–120	15.1	

Imperial				
No. Terminals	Conductor	Size AWG	Ø in	
x1	Flexibar Advanced IBSB Advanced	2x20x1–5x20x1 Flexibar ADV	N/A	
x2		2x #6–250 kcmil	0.594	

- Rigid stranded cable
- Flexible stranded cable

Art. Nr.	Description	kg/lbs
561172	SBF2C250	0.499 / 1.1

Metric				
No. Terminals	Conductor	Size mm ²	Ø mm	
x1		95–240	21.0	
x1		95–240	21.0	

Imperial				
No. Terminals	Conductor	Size AWG	Ø in	
x1		3/0–400 kcmil	0.83	
x1		3/0–400 kcmil	0.83	

- Rigid stranded cable
- Flexible stranded cable


Art. Nr.	Description	kg/lbs
561164	SB400AL	0.249 / 0.55

Power Blocks

SB400



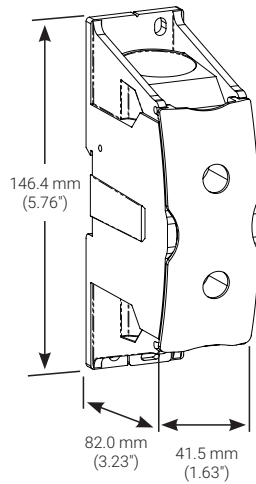
SB630AL



SB400
500 A – IEC
335 A –

Cable to Cable

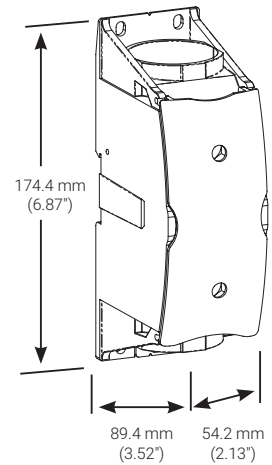
- Icw kA rms 1s: 28.8
- Ipk kA: 51
- Ui: 1000 V AC IEC
- Ui: 1500 V DC IEC
- Vin: 1250 VAC/DC UL



SB630AL
860 A – IEC
545 A –

Cable to cable

- Icw kA rms 1s: 60
- Ipk kA: 51
- Ui: 1000 VAC IEC
- Ui: 1500 VDC IEC
- Vin: 1250 VAC/DC UL



Metric				
No. Terminals	Conductor	Size mm ²	Ø mm	
x1		95–240	21.0	
x1		95–240	21.0	

Metric				
No. Terminals	Conductor	Size mm ²	Ø mm	
x1		240–500	31.0	
x1		240–500	31.0	

Imperial				
No. Terminals	Conductor	Size AWG	Ø in	
x1		3/0–400 kcmil	0.83	
x1		3/0–400 kcmil	0.83	

Imperial				
No. Terminals	Conductor	Size AWG	Ø in	
x1		400–1000 kcmil	1.22	
x1		400–1000 kcmil	1.22	

- Rigid stranded cable
- Flexible stranded cable


- Rigid stranded cable
- Flexible stranded cable

Art. Nr.	Description		kg/lbs
561152	SB400	1	0.51/1.13

Art. Nr.	Description		kg/lbs
561168	SB630AL	1	0.585 / 1.29

Power Blocks

SB630



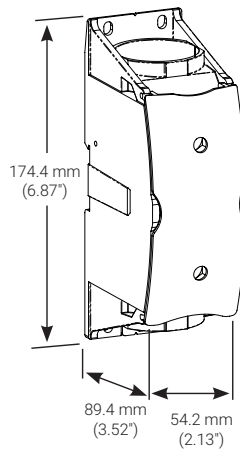
SBF630AL



SB630
870 A – IEC
545 A –

Cable to Cable

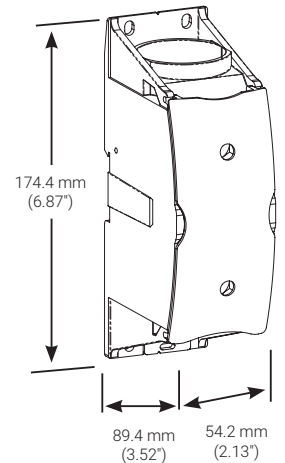
- Icw kA rms 1s : 60.0
- Ipk kA : 51
- Ui : 1000 V AC IEC
- Ui : 1500 V DC IEC
- Vin : 1250 VAC/DC UL



SBF630AL
760 A – IEC (Flexibar Advanced)
750 A – IEC (IBSB Advanced)
490 A – (Flexibar Advanced)
410 A – (IBSB Advanced)

Flat conductor to cable

- Icw kA rms 1s: 60
- Ipk kA: 51
- Ui: 1000 VAC IEC
- Ui: 1500 VDC IEC
- Vin: 1000 VAC/DC UL



Metric				
No. Terminals	Conductor	Size mm ²	Ø mm	
x1		240–500	31.0	
x1		240–500	31.0	

Imperial				
No. Terminals	Conductor	Size AWG	Ø in	
x1		400–1000 kcmil	1.22	
x1		400–1000 kcmil	1.22	

- Rigid stranded cable
- Flexible stranded cable

Art. Nr.	Description		kg/lbs
561156	SB 630	1	1.20/2.64

Metric				
No. Terminals	Conductor	Size mm ²	Ø mm	
x1	Flexibar Advanced IBSB Advanced	2x20x1–8x32x1 100–240	N/A	
x1		240–500	31.0	

Imperial				
No. Terminals	Conductor	Size AWG	Ø in	
x1	Flexibar Advanced IBSB Advanced	2x20x1–8x32x1 100–240	N/A	
x1		400–1000 kcmil	1.22	

- Rigid stranded cable
- Flexible stranded cable

Art. Nr.	Description		kg/lbs
561169	SBF630AL	1	0.64 / 1.41

Power Blocks

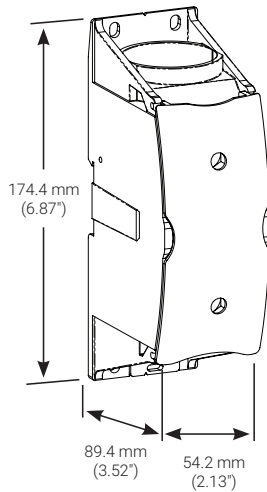
SBF630



SBF2C630AL



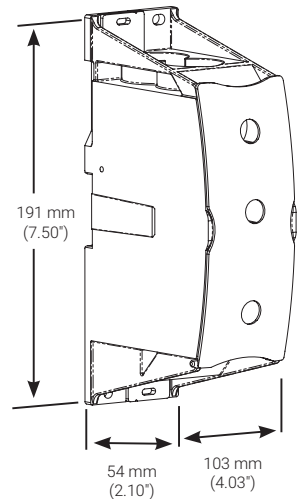
SBF630
 805 A – IEC (Flexibar Advanced)
 800 A – IEC (IBSB Advanced)
 545 A –



Flat conductor to cable

- Icw kA rms 1s : 60.0
- Ipk kA : 51
- Ui : 1000 V AC IEC
- Ui : 1500 V DC IEC
- Vin : 1000 VAC/DC UL

SBF2C630AL
 930 A – IEC (Flexibar Advanced)
 910 A – IEC (IBSB Advanced)
 760 A –



Flat conductor to two cables

- Icw kA rms 1s : 60.0
- Ipk kA : 52
- Ui : 1000 V AC IEC
- Ui : 1500 V DC IEC
- Vin : 1000 VAC/DC UL

Metric				
No. Terminals	Conductor	Size mm ²	Ø mm	
x1	Flexibar IBS/IBSB	2x20x1-8x32x1 100, 240	N/A	
x1		240-500	31.0	

Metric				
No. Terminals	Conductor	Size mm ²	Ø mm	
x1	Flexibar Advanced IBSB Advanced	240 IBSB/IBSB ADV	N/A	
x2		2x35-240	22	

Imperial				
No. Terminals	Conductor	Size AWG	Ø in	
x1	Flexibar IBS/IBSB	2x20x1-8x32x1 100-240	N/A	
x1		400-1000 kcmil	1.22	

Imperial				
No. Terminals	Conductor	Size AWG	Ø in	
x1	Flexibar Advanced IBSB Advanced	2x20x1-8x32x1 Flexibar ADV	N/A	
x2		2x #2-500 kcmil	0.87	

- Rigid stranded cable
- Flexible stranded cable

- Rigid stranded cable
- Flexible stranded cable

Art. Nr.	Description		kg/lbs
561157	SBF 630	1	1.39/3.07


Art. Nr.	Description		kg/lbs
561173	SBF2C630AL	1	0.68 / 1.5

Power Blocks

SB2C1000AL



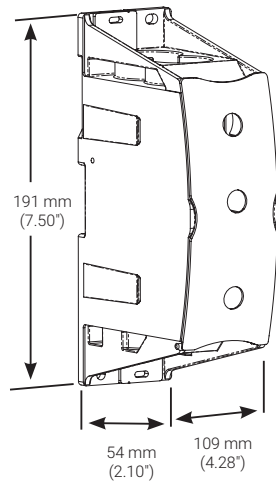
SB2C2C1000AL



SB2C1000AL
1020 A – IEC
545 A –

Cable to two cables

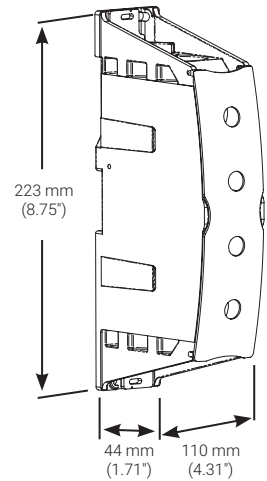
- Icw kA rms 1s: 72.0
- Ipk kA: 75
- Ui: 1000 VAC IEC
- Ui: 1000 VDC IEC
- Vin: 1000 VAC/DC UL



SB2C2C1000AL
1150 A – IEC
840 A –

Two cables to two cables

- Icw kA rms 1s: 72.0
- Ipk kA: 75
- Ui: 1000 VAC IEC
- Ui: 1500 VDC IEC
- Vin: 1000 VAC/DC UL



Metric				
No. Terminals	Conductor	Size mm ²	Ø mm	
x1			240–500	31
x2			2x35–300	23.6

Imperial				
No. Terminals	Conductor	Size AWG	Ø in	
x1			400–1000 kcmil	1.22
x2			2x #2–600 kcmil	0.93

- Rigid stranded cable
- Flexible stranded cable

Art. Nr.	Description		kg/lbs
561174	SB2C1000AL	1	0.748 / 1.65

Metric				
No. Terminals	Conductor	Size mm ²	Ø mm	
x2			2x35–300	23.5
x2			2x35–300	23.5

Imperial				
No. Terminals	Conductor	Size AWG	Ø in	
x2			2x #2–600 kcmil	0.92
x2			2x #2–600 kcmil	0.92

- Rigid stranded cable
- Flexible stranded cable

Art. Nr.	Description		kg/lbs
561175	SB2C2C1000AL	1	0.718 / 1.58

Power Blocks

SBF3C1000AL



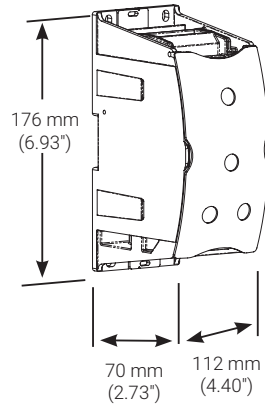
SBF4C1600AL



SBF3C1000AL
 1420 A - IEC
 1260 A -

Flat conductor to three cables

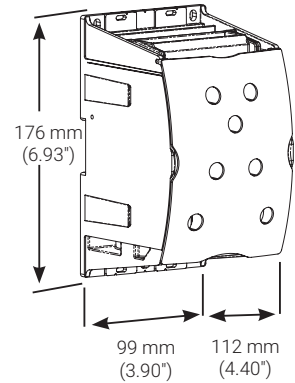
- Icw kA rms 1s: 72.0
- Ipk kA: 75
- Ui: 1000 VAC IEC
- Ui: 1500 VDC IEC
- Vin: 1000 VAC/DC UL



SBF4C1600AL
 1940 A - IEC
 1680 A -

Flat conductor to four cables

- Icw kA rms 1s: 96.0
- Ipk kA: 105
- Ui: 1000 VAC IEC
- Ui: 1500 VDC IEC
- Vin: 1000 VAC/DC UL



Metric				
No. Terminals	Conductor		Size mm ²	Ø mm
x1	Flexibar Advanced		2x20x1-10x50x1	N/A
x3			3x35-300	23.5

Imperial				
No. Terminals	Conductor		Size AWG	Ø in
x1	Flexibar Advanced		2x20x1-10x50x1	N/A
x3			3x #2-600 kcmil	0.92

- Rigid stranded cable
- Flexible stranded cable

Art. Nr.	Description		kg/lbs
561176	SBF3C1000AL	1	0.952 / 2.1

Metric				
No. Terminals	Conductor		Size mm ²	Ø mm
x1	Flexibar Advanced		6x50x1-10x80x1	
x4			4x35-300	23.5

Imperial				
No. Terminals	Conductor		Size AWG	Ø in
x1	Flexibar Advanced		6x50x1-10x80x1	
x4			4x #2-600 kcmil	0.92

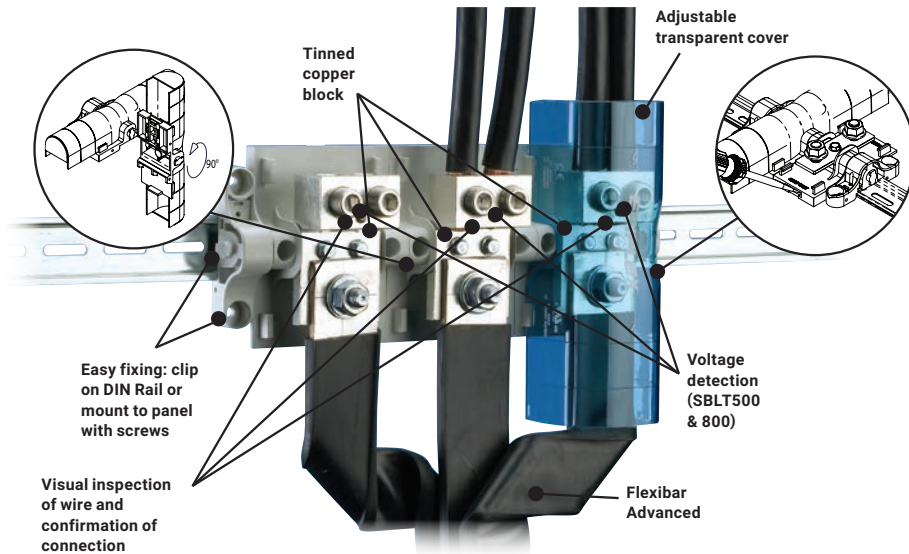
- Rigid stranded cable
- Flexible stranded cable

Art. Nr.	Description		kg/lbs
561177	SBF4C1600AL	1	1.292 / 2.85

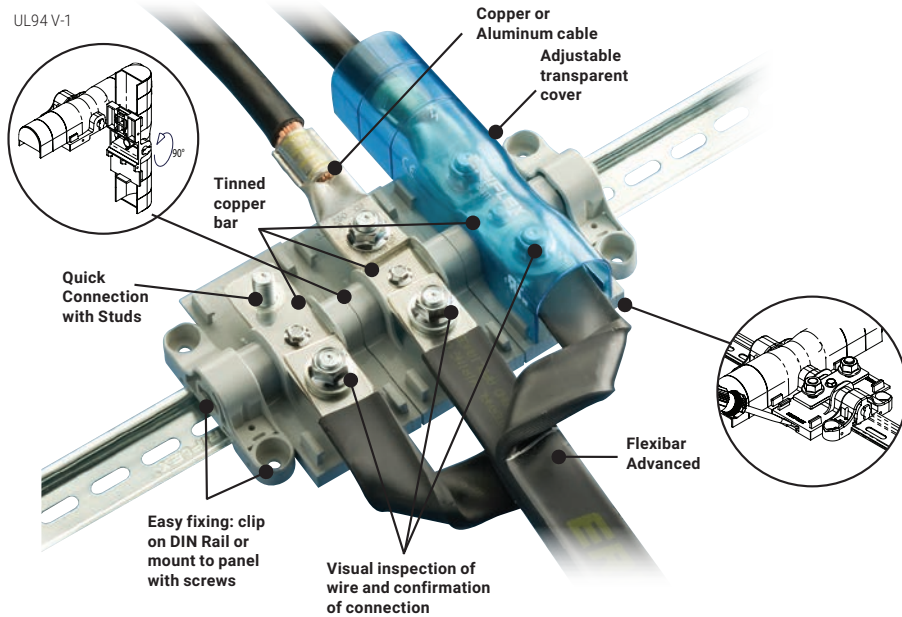
Power Terminals – SBLL, SBTT, SBLT

MAIN FEATURES

POWER TERMINALS – SBLT


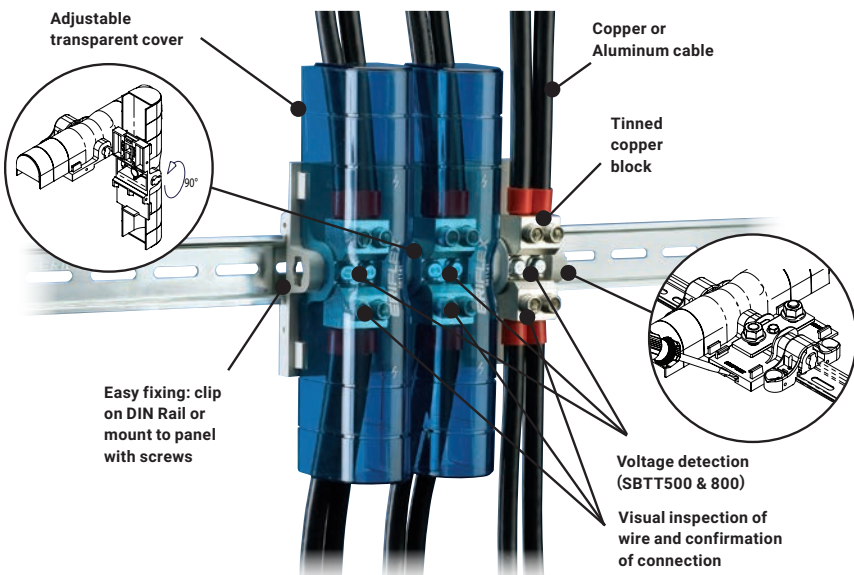


POWER TERMINALS – SBLL

























- Tested and Certified according to IEC 60947-7-1 $U_i=1000VAC / 1500VDC$
- UL® Recognized for US & Canada
- UL 1059
- CSA Certified
- Short Circuit Current Rated up to 100 kA
- Halogen Free
- UL94 V-1
- RoHS Compliant
- CE Conformity
- EAC Conformity

POWER TERMINALS – SBTT




Power Terminals – Quick Selection Guide

POWER TERMINALS (SBLL, SBTT, SBLT) – QUICK SELECTION GUIDE

Part number	Article number	Max IEC Current	Max UL Current	Line side: Nbre of connection	Line side Min and Max conductor size	Load side: Nbre of connection	Load side Min and Max conductor size	Max working voltage IEC	Max working voltage UL
SBLL-250	561132	290 A	255 A	 Flat Conductor	Flexibar 2x20x1–5x24x1 Lug + Cable 10–120 mm ² #8–250 kcmil	 Flat Conductor	Flexibar 2x20x1–5x24x1 Lug + Cable 10–120 mm ² #8–250 kcmil	1,000 VAC, 1,500 VDC	1,000 VAC/DC
SBLL-500	561134	750 A	475 A	 Flat Conductor	Flexibar 2x20x1–10x50x1 Lug + Cable 16–400 mm ² #6–700 kcmil	 Flat Conductor	Flexibar 2x20x1–10x50x1 Lug + Cable 16–400 mm ² #6–700 kcmil	1,000 VAC, 1,500 VDC	1,000 VAC/DC
SBLL-800	561136	1250 A	800 A	 Flat Conductor	Flexibar 2x20x1–8x80x1 (2) Lug + Cable 25–300 mm ² (2) #4–500 kcmil	 Flat Conductor	Flexibar 2x20x1–8x80x1 (2) Lug + Cable 25–300 mm ² (2) #4–500 kcmil	1,000 VAC, 1,500 VDC	1,000 VAC/DC
SBLT-250	561140	350 A	300 A	 Flat Conductor	Flexibar 2x20x1–5x24x1 Lug + Cable 10–120 mm ² #6–250 kcmil	 2 Cables	(2) 10–50 mm ² (2) #8–1/0	1,000 VAC, 1,500 VDC	1,000 VAC/DC
SBTT-250	561141	350 A	300 A	 2 Cables	(2) 10–50 mm ² (2) #8–1/0	 2 Cables	(2) 10–50 mm ² (2) #8–1/0	1,000 VAC, 1,500 VDC	1,000 VAC/DC
SBLT-350	561142	500 A	310 A	 Flat Conductor	Flexibar 2x20x1–8x24x1 Lug + Cable 10–185 mm ² #2–350 kcmil	 1 Cable	35–185 mm ² #2–350 kcmil	1,000 VAC, 1,500 VDC	1,000 VAC/DC
SBTT-350	561143	500 A	310 A	 1 Cable	35–185 mm ² #2–350 kcmil	 1 Cable	35–185 mm ² #2–350 kcmil	1,000 VAC, 1,500 VDC	1,000 VAC/DC
SBLT-500	561144	750 A	500 A	 Flat Conductor	Flexibar 2x20x1–10x50x1 Lug + Cable 95–400 mm ² #6–700 kcmil	 2 Cables	(2) 16–120 mm ² (2) #6–250 kcmil	1,000 VAC, 1,500 VDC	1,000 VAC/DC
SBTT-500	561145	750 A	500 A	 2 Cables	(2) 16–120 mm ² (2) #6–250 kcmil	 2 Cables	(2) 16–120 mm ² (2) #6–250 kcmil	1,000 VAC, 1,500 VDC	1,000 VAC/DC
SBLT-800	561146	1250 A	760 A	 Flat Conductor	Flexibar 2x20x1–8x80x1 (2) Lug + Cable 35–300 mm ² (2) #1–500 kcmil	 2 Cables	(2) 95–240 mm ² (2) 3/0–500 kcmil	1,000 VAC, 1,500 VDC	1,000 VAC/DC
SBTT-800	561147	1250 A	760 A	 2 Cables	(2) 95–240 mm ² (2) 3/0–500 kcmil	 2 Cables	(2) 95–240 mm ² (2) 3/0–500 kcmil	1,000 VAC, 1,500 VDC	1,000 VAC/DC

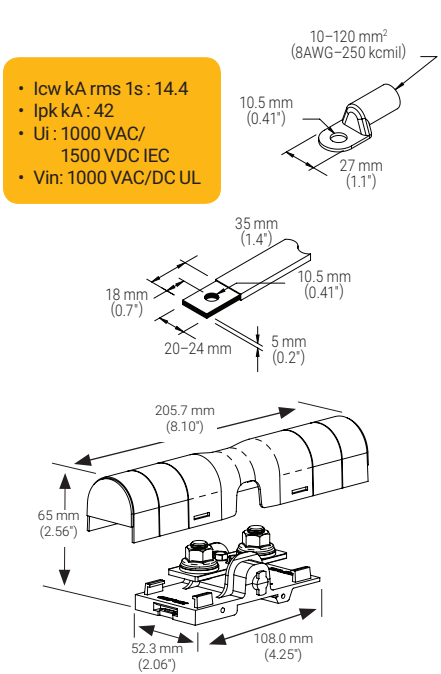
Power Terminals – SBLL



- Tinned Copper Bar
- Visual inspection of wire and confirmation of connection
- Quick connection with studs
- Easy connection on Flexibar Advanced
- Adjustable transparent cover
- Halogen Free
- Self extinguishing: UL94 V-1
- Easy fixing: clip on din rail with end cap or mount to panel with screws
- Short Circuit Rated up to 100 kA – See UL file E198301
- RoHS Compliant
- IEC 60947-7-1
- UL-1059

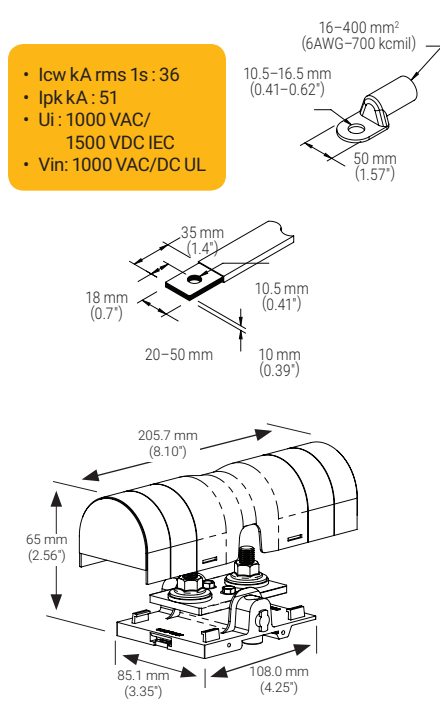
SBLL 250 290 A – IEC 255 A –

- Modular: individual modules are stackable for multipole applications.
- SBLEC required for direct panel mount.



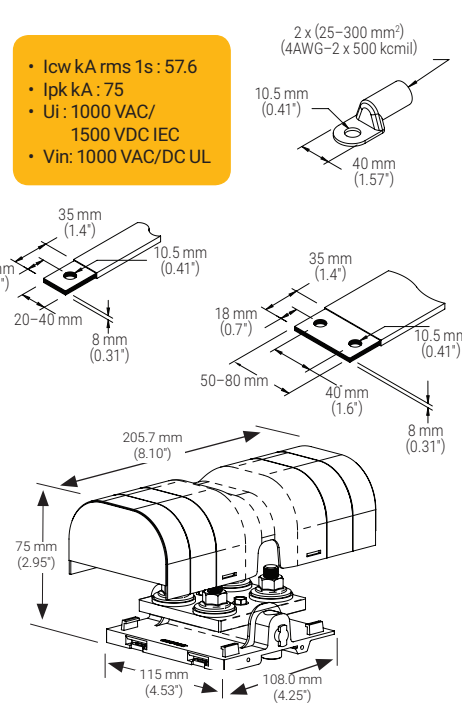
SBLL 500 750 A – IEC 475 A –

- Modular: individual modules are stackable for multipole applications.



SBLL 800 1250 A – IEC 800 A –

- Modular: individual modules are stackable for multipole applications.

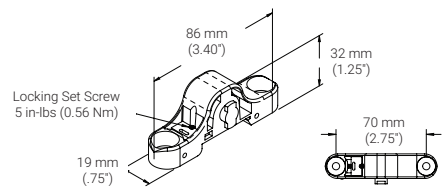


Art. Nr.	Description		kg/lbs
561132	SBLL 250	1	0.16/0.35

Art. Nr.	Description		kg/lbs
561134	SBLL 500	1	0.34/0.75


Art. Nr.	Description		kg/lbs
561136	SBLL 800	1	0.7/1.54

SBLEC



Art. Nr.	Description		kg/lbs
561138	SBLEC	1	0.01/0.02

Power Terminals – SBLT



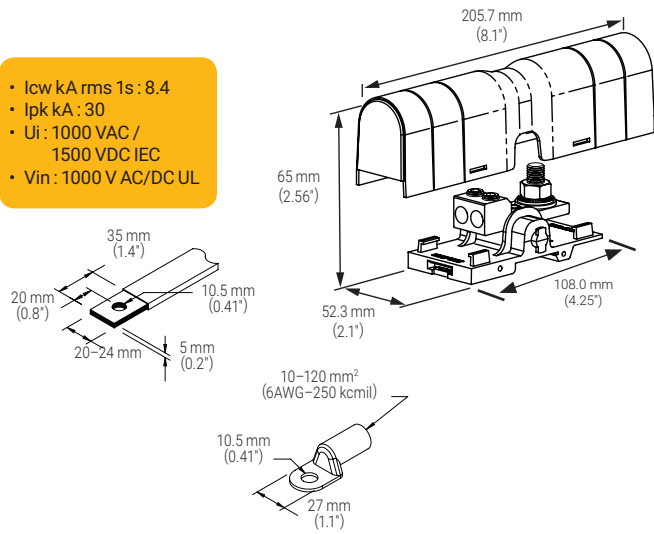
- Tinned Copper Block
- Visual inspection of wire and confirmation of connection
- Quick connection with studs or tunnel
- Easy connection on Flexibar Advanced or Cable
- Adjustable transparent cover
- Halogen Free
- Self extinguishing: UL94 V-1
- Easy fixing: clip on din rail with end cap or mount to panel with screws
- Short Circuit Rated up to 100 kA – See UL® file E198301
- RoHS Compliant

SBLT 250

350 A – IEC
300 A –

- Modular: individual modules are stackable for multiple applications.
- SBLEC required for direct panel mount.

- Icw kA rms 1s: 8.4
- Ipk kA : 30
- Ui : 1000 VAC / 1500 VDC IEC
- Vin : 1000 V AC/DC UL



Metric	mm ²	mm ²	Ø mm
	Flexibar Advanced or cable with lug		
	10–50	10–35	x2 10

Imperial	AWG	Ø in
	Flexibar Advanced or cable with lug	
	8–1/0	x2 0.394

Art. Nr.	Description		kg/lbs
561140	SBLT 250	1	0.27 / 0.60

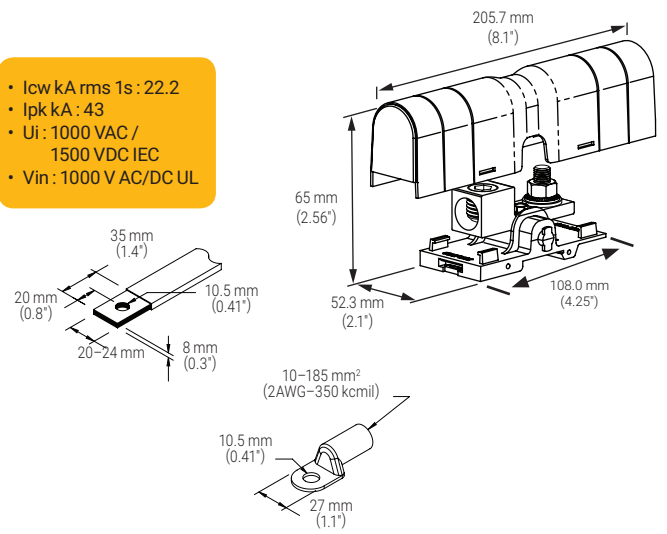
- Rigid stranded cable
- Flexible stranded cable

SBLT 350

500 A – IEC
310 A –

- Modular: individual modules are stackable for multiple applications.
- SBLEC required for direct panel mount.

- Icw kA rms 1s: 22.2
- Ipk kA : 43
- Ui : 1000 VAC / 1500 VDC IEC
- Vin : 1000 V AC/DC UL



Metric	mm ²	mm ²	Ø mm
	Flexibar Advanced or cable with lug		
	35–185	35–150	x1 20

Imperial	AWG	Ø in
	Flexibar Advanced or cable with lug	
	2–350	x1 0.787

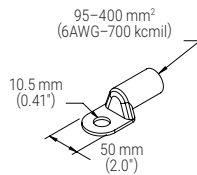
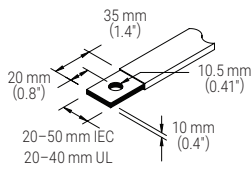
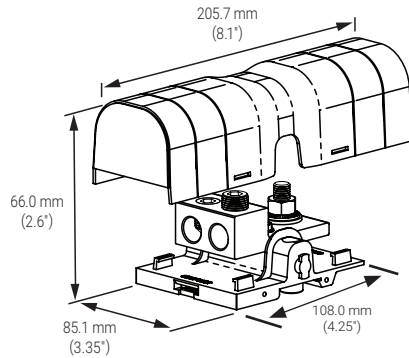
Art. Nr.	Description		kg/lbs
561142	SBLT 350	1	0.35 / 0.77

Power Blocks & Terminals

SBLT 500
 750 A – IEC
 500 A – cRU^{us} SB[®]

• Modular: individual modules are stackable for multipole applications.

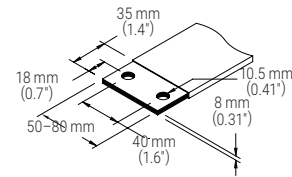
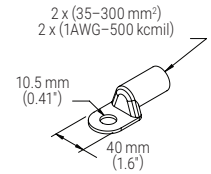
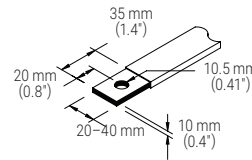
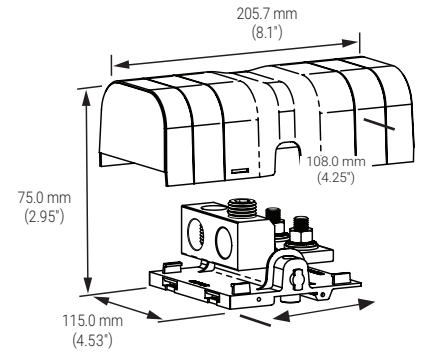
- Icw kA rms 1s : 28.8
- Ipk kA : 52
- Ui : 1000 VAC / 1500 VDC IEC
- Vin : 1000 V AC/DC UL



SBLT 800
 1250 A – IEC
 760 A – cRU^{us} SB[®]

• Modular: individual modules are stackable for multipole applications.

- Icw kA rms 1s : 57.6
- Ipk kA : 75
- Ui : 1000 VAC / 1500 VDC IEC
- Vin : 1000 V AC/DC UL



Metric	mm ²	mm ²	Ø mm	
	Flexibar or cable with lug			
	16-120	16-120	x2	15

Imperial	AWG	Ø in	
	Flexibar or cable with lug		
	6-250	x2	0.59

Art. Nr.	Description		kg/lbs
561144	SBLT 500	1	0.61 / 1.34

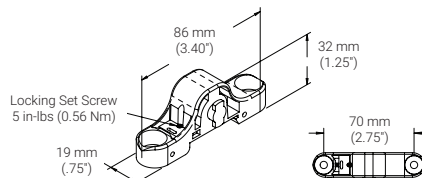
- Rigid stranded cable
- Flexible stranded cable

Metric	mm ²	mm ²	Ø mm	
	Flexibar or cable with lug			
	95-240	50-185	x2	22

Imperial	AWG	Ø in	
	Flexibar or cable with lug		
	3/0-500	x2	0.866


Art. Nr.	Description		kg/lbs
561146	SBLT 800	1	1.09 / 2.40

SBLEC



Art. Nr.	Description		kg/lbs
561138	SBLEC	1	0.01/0.02

Power Terminals – SBTT

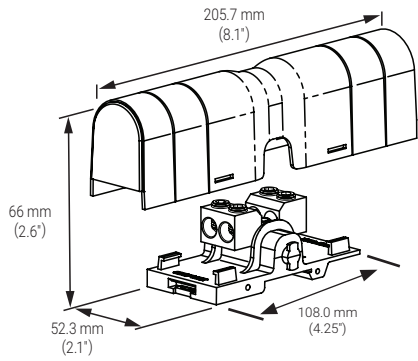


- Tinned Copper Block
- Visual inspection of wire and confirmation of connection
- Quick connection with studs or tunnel
- Easy connection on Flexibar or Cable
- Adjustable transparent cover
- Halogen Free
- Self extinguishing: UL94 V-1
- Easy fixing: clip on din rail with end cap or mount to panel with screws
- Short Circuit Rated up to 100 kA
- See UL® file E198301
- RoHS Compliant

SBTT 250
350 A – IEC
300 A – cULus

- Modular: individual modules are stackable for multipole applications.
- SBLEC required for direct panel mount.

• Icw kA rms 1s: 8.4
 • Ipk kA: 30
 • Ui: 1000 VAC / 1500 VDC IEC
 • Vin: 1000 V AC/DC UL



Metric	mm ²	mm ²		Ø mm
	10–50	10–35	x4	10

Imperial	AWG			Ø in
	8–1/0	x4		0.394

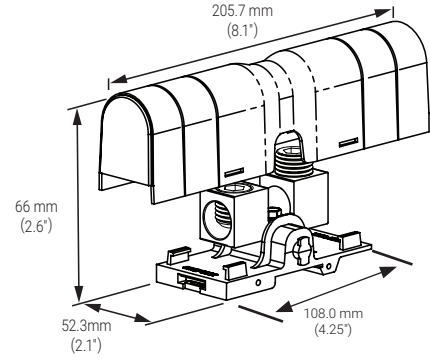
Art. Nr.	Description		kg/lbs
561141	SBLT 250	1	0.26 / 0.57

Rigid stranded cable
 Flexible stranded cable

SBTT 350
500 A – IEC
310 A – cULus

- Modular: individual modules are stackable for multipole applications.
- SBLEC required for direct panel mount.

• Icw kA rms 1s: 22.2
 • Ipk kA: 43
 • Ui: 1000 VAC / 1500 VDC IEC
 • Vin: 1000 V AC/DC UL



Metric	mm ²	mm ²		Ø mm
	35–185	35–150	x2	20

Imperial	AWG			Ø in
	2–350	x2		0.787

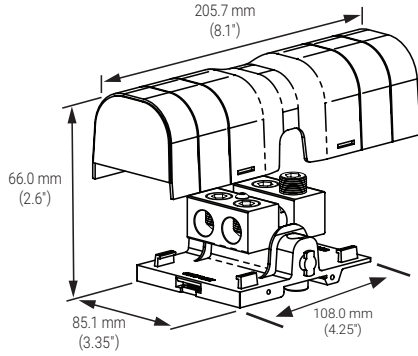
Art. Nr.	Description		kg/lbs
561143	SBTT 350	1	0.33 / 0.73

Power Blocks & Terminals

SBTT 500
 750 A – IEC
 500 A – 

• Modular: individual modules are stackable for multipole applications.

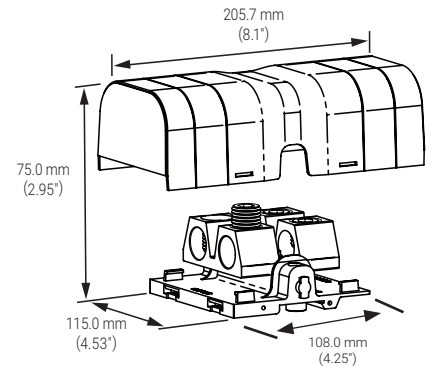
- Icw kA rms 1s: 28.8
- Ipk kA: 52
- Ui: 1000 VAC / 1500 VDC IEC
- Vin: 1000 V AC/DC UL



SBTT 800
 1250 A – IEC
 760 A – 

• Modular: individual modules are stackable for multipole applications.

- Icw kA rms 1s: 57.6
- Ipk kA: 75
- Ui: 1000 VAC / 1500 VDC IEC
- Vin: 1000 V AC/DC UL



Metric	 mm ²	 mm ²	Ø mm
 	16–120	16–120	x4 15



Metric	 mm ²	 mm ²	Ø mm
 	95–240	50–185	x4 22

Imperial	AWG	Ø in
 	6–250	x4 0.59

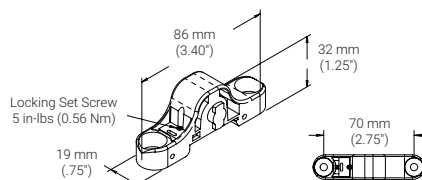
Imperial	AWG	Ø in
 	3/0–500	x4 0.866

Art. Nr.	Description		 kg/lbs
561145	SBTT 500	1	0.60 / 1.32

Art. Nr.	Description		 kg/lbs
561147	SBTT 800	1	1.04 / 2.29


 Rigid stranded cable
 Flexible stranded cable

SBLEC



Art. Nr.	Description		 kg/lbs
561138	SBLEC	1	0.01/0.02

Four Pole Distribution Blocks

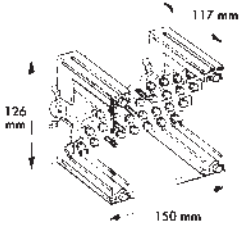


- A complete range from 125 A to 630 A
- Transparent protection cover
- Large accessibility for wiring
- Pre-assembled
- Self Extinguishing: UL94 V-0
- RoHS Compliant
- IEC 61439.1

TR 125A

Threaded bars
12 x 4 – I = 125 A

- Easy clip in fixing for DIN rail or sheet steel
- Protection screen on 5 sides
- Equipped with a current input plug M6
- 5 outlets M5 per phase

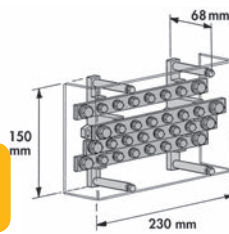


- Icw kA rms 1s: 8.4
- Ipk kA: 40
- Ui = 1000V

TR 250A

Threaded bars
20 x 5 – I = 250 A

- Easy fixing for DIN rail G or sheet steel
- Incomers right or left Ø 8 mm
- 4 outlets M6 per phase



- Icw kA rms 1s: 17
- Ipk kA: 34
- Ui = 630V

TRC 400A

Threaded bars
32 x 5 in W – I = 400 A

- Easy connections due to inclined bars
- Equipped with a current input plug M10
- 10 outlets M6 per phase



- Icw kA rms 1s: 28
- Ipk kA: 118
- Ui = 1000V

Art. Nr.	Description		
563150	TR 125A	1	0.684

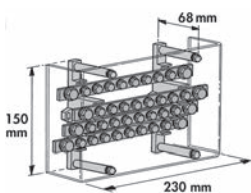
Art. Nr.	Description		
563170	TR 250A	1	1.30

Art. Nr.	Description		
563180	TRC 400A	1	2.65

TRS 160A

Threaded bars
15 x 5 – I = 160 A

- Easy fixing for DIN rail G or sheet steel
- Incomers right or left Ø 8 mm
- 6 outlets M6 per phase

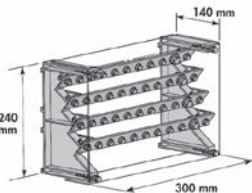


- Icw kA rms 1s: 13.2
- Ipk kA: 34
- Ui = 630V

TR 400A

Threaded bars
32 x 5 – I = 400 A

- Easy fixing for DIN rail or sheet steel
- 1 incomer Ø 10 mm
- 8 outlets M6 per phase

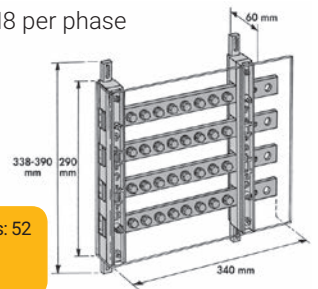


- Icw kA rms 1s: 28
- Ipk kA: 34
- Ui = 1000V

TRC 630A

Threaded bars
30 x 10 – I = 630 A

- Incomers Ø 10 mm
- 8 outlets M8 per phase



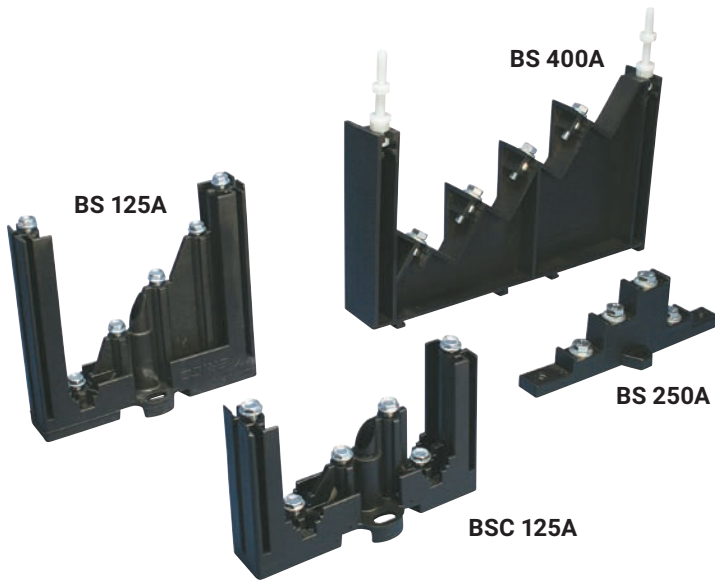
- Icw kA rms 1s: 52
- Ipk kA: 84
- Ui = 1000V

Art. Nr.	Description		
563160	TRS 160A	1	1.15

Art. Nr.	Description		
562010	TR 400A	1	2.83

Art. Nr.	Description		
563190	TRC 630A	1	4.80

Four Pole Insulating Supports



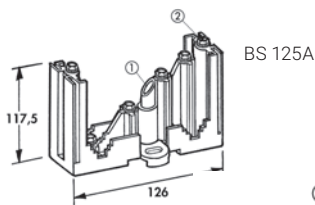
To assemble customized distribution blocks 4 poles stair type

- Glass fiber reinforced polyamide
- Self-extinguishing material: UL 94 V-0
- Direct fixing of screen
- Easy clip in fixing for DIN rail or sheet steel
- RoHS Compliant
- Halogen Free
- IEC 61439.1

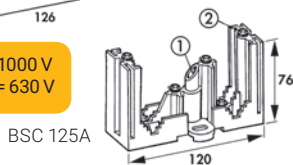
BS/BSC 125A

125A – 160A

- For copper bars 12 x 4 and 15 x 5
 - Easy connection
 - Can be fixed on DIN rail using the DR clips or on metal sheet with the M6 screws enclosed in the packing.
 - Halogen-free
- 1) Screw to lock the support
 - 2) Direct fixing of the screen with self-tapping screw
 - 3) Assemble on metal sheet



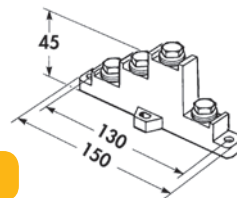
- BS 125A Ui = 1000 V
- BSC 125A Ui = 630 V



BS 250A

160A – 250A

- For copper bars M6 15 x 5 and 20 x 5
- Compact
- Mounting with M6 screws
- Possible fitting of a protective screen, by adding spacers
- Halogen-free



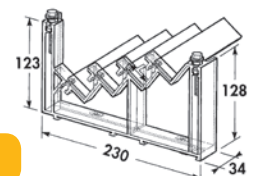
- Ui = 630 V

Art. Nr.	Description		
551300	BS 250A	10	0.050

BS 400A

160A – 630A

- For copper bars 15 x 5 – 20 x 5 – 32 x 5 – 20 x 10 – 30 x 10
- Easy clip in fixing for DIN rail or sheet steel
- Can be equipped with a protective screen or adjustable height
- Halogen-free



- Ui = 1000 V

Art. Nr.	Description		
551250	BS 400A	2	0.220


Art. Nr.	Description		
551311	BS-B 125A	10	0.100
551321	BSC-B 125A	10	0.100

Spacing calculation accordingly to Icc withstanding: see Technical Section

Transparent cover: See page 50

Disconnectable PEN System

A UNIQUE SOLUTION FOR TN-C/TN-S NETWORKS

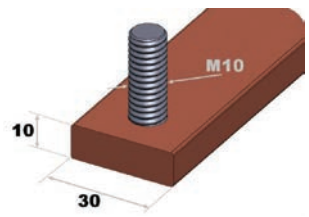
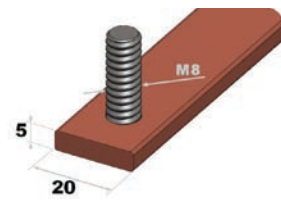
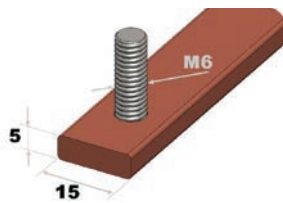
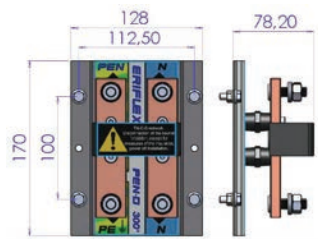
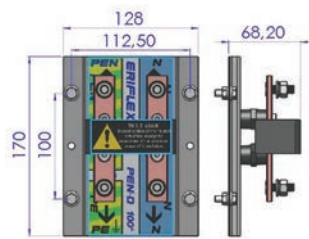
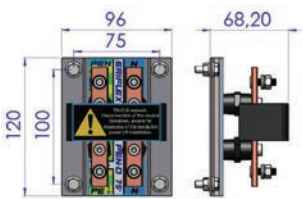




- Application : dedicated product allowing separation from PEN to PE+N
- Composition : safe disconnectable system
- Clear identification
- Prevent measurement errors
- Avoid reconnection errors
- Complies to requests from inspection bodies
- Screen stickers included in 12 languages
- CE

PEN-D 75²
I_n : 125A max

PEN-D 100²
I_n : 250A max

PEN-D 300²
I_n : 630A max



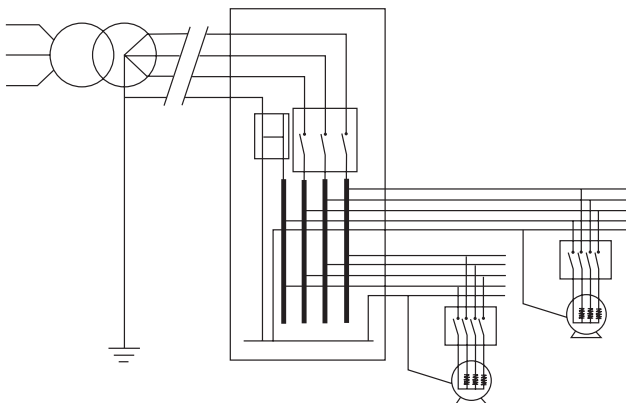
Art. Nr.	Description	kg/lbs
568800	PEN-D 75 ²	0.55/1.21

Art. Nr.	Description	kg/lbs
568805	PEN-D 100 ²	0.80/1.76

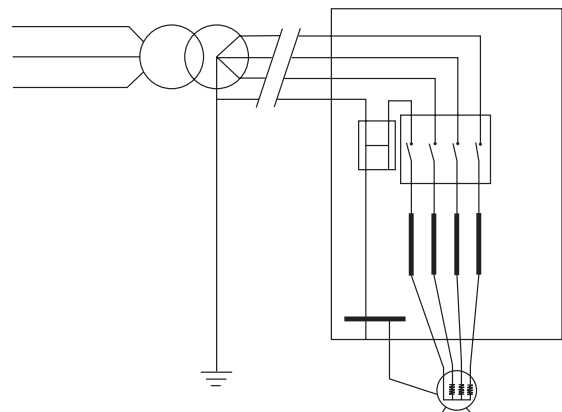
Art. Nr.	Description	kg/lbs
568810	PEN-D 300 ²	1.52/3.35

PEN-D WIRING IN DISTRIBUTION BOARD


TN-S Distribution




Dedicated TN-S Power Supply



Spacers & Accessories



• A complete range of accessories for easy distribution block assembly



DMH M4/M5/M6

Metallic spacers

- Metallic hexagonal spacers
- Zinc-plated steel
- To make higher plates, screens or profiles
- Male-female allowing stable mounting
- See drawing on DH

Art. Nr.	Description	L mm	Ø mm	A mm	B mm	Box	Unit
561560	DMH 10M4	10	M4	8-10	7	100	0.003
561570	DMH 15M4	15	M4	8-10	7	100	0.005
561580	DMH 20M4	20	M4	8-10	7	100	0.007
561590	DMH 25M4	25	M4	8-10	7	50	0.008
561600	DMH 30M4	30	M4	8-10	7	50	0.010
561610	DMH 35M4	35	M4	8-10	7	50	0.012
561620	DMH 40M4	40	M4	8-10	7	50	0.0125
561630	DMH 50M4	50	M4	8-10	7	50	0.017
561640	DMH 60M4	60	M4	8-10	7	25	0.019

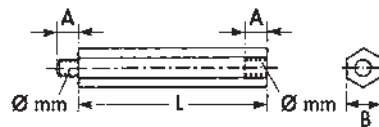
561660	DMH 15M5	15	M5	10	8	50	0.006
561670	DMH 20M5	20	M5	10	8	50	0.008
561680	DMH 25M5	25	M5	10	8	50	0.010
561690	DMH 30M5	30	M5	10	8	50	0.012
561700	DMH 35M5	35	M5	10	8	25	0.014
561710	DMH 40M5	40	M5	10	8	25	0.016
561720	DMH 50M5	50	M5	10	8	25	0.022
561730	DMH 60M5	60	M5	10	8	25	0.027
561740	DMH 70M5	70	M5	10	8	25	0.029
561750	DMH 80M5	80	M5	10	8	25	0.033

561760	DMH 15M6	15	M6	10	10	50	0.010
561770	DMH 20M6	20	M6	12	10	50	0.012
561780	DMH 30M6	30	M6	12	10	25	0.018
561790	DMH 40M6	40	M6	12	10	25	0.025
561800	DMH 50M6	50	M6	12	10	25	0.032
561810	DMH 60M6	60	M6	12	10	25	0.038
561820	DMH 70M6	70	M6	12	10	25	0.043
561830	DMH 80M6	80	M6	12	10	25	0.052
561840	DMH 90M6	90	M6	12	10	25	0.058
561850	DMH 100M6	100	M6	12	10	10	0.064

DH M5/M6

Spacers

- Male-female
- Electrotechnical applications
- Insulating part made from polystyrol
- Threaded-end, made from zinc-plated steel
- Working temperature up to 80°C
- Insulation voltage 1000 V

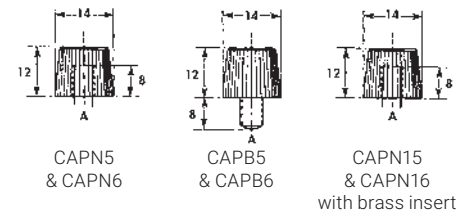


Art. Nr.	Description	L mm	Ø mm	A mm	B mm	Box	Unit
560660	DH 15M5	15	M5	7	13	100	0.004
560670	DH 20M5	20	M5	7	13	100	0.005
560600	DH 30M5	30	M5	7	13	100	0.006
560610	DH 45M5	45	M5	7	13	100	0.009
560620	DH 55M5	55	M5	7	13	100	0.011
560630	DH 70M5	70	M5	7	13	100	0.014
560640	DH 85M5	85	M5	7	13	100	0.017
560650	DH 120M5	120	M5	7	13	100	0.024

560740	DH 15M6	15	M6	7-8	13	100	0.004
560750	DH 20M6	20	M6	7-8	13	100	0.005
560700	DH 30M6	30	M6	7-8	13	100	0.009
560710	DH 45M6	45	M6	7-8	13	100	0.013
560720	DH 70M6	70	M6	7-8	13	100	0.020
560730	DH 120M6	120	M6	7-8	13	100	0.035

CAPN-CAPB

Cap nuts

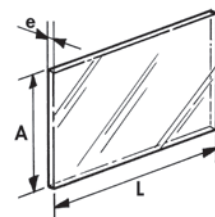


Art. Nr.	Description	A	Box	Unit
560800	CAPN5	M5	100	0.001
560810	CAPN6	M6	100	0.001
560820	CAPN15	M5	100	0.003
560830	CAPN16	M6	100	0.003
560840	CAPB5	M5	100	0.004
560850	CAPB6	M6	100	0.004

PS

Protection screen (made from PVC)

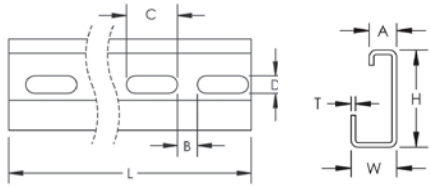
- U_i = 1000 V



Art. Nr.	Description	L mm	Ø mm	A mm to	Mounts	Box	Unit
563120	PS1000x60x3	1000	60	3	BSC 125A/S	10	0.302
551330	PS500x126x3	500	126	3	BS 125A/T	10	0.224
551260	PS1000x250x3	1000	250	3	BS 400/T	1	1.030
551280	PS1000x2000x3	1000	2000	3	-	1	8.4

DIN Rails

PDRG PERFORATED ASYMMETRIC PROFILE



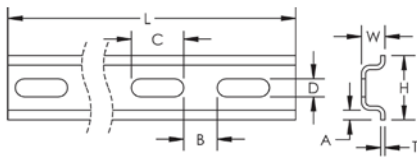
Part Nr.	Art. Nr.	Height	Width	Length	Thickness					kg
		H mm	W mm	L mm	T mm	A mm	B mm	C mm	D mm	
PDRG-2M	558050	32	15	2,000	1.5	9	7	18	6.2	1.30
PDRG-3M	558060	32	15	3,000	1.5	9	7	18	6.2	1.96

DRG ASYMMETRIC PROFILE



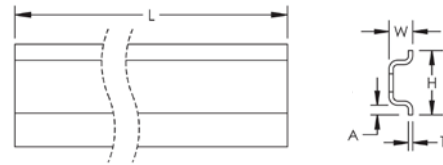
Part Nr.	Art. Nr.	Height	Width	Length	Thickness		
		H mm	W mm	L mm	T mm	A mm	kg
DRG2M	558000	32	15	2,000	1.5	9	1.4
DRG3M	558010	32	15	3,000	1.5	9	2.1

PDR PERFORATED SYMMETRIC PROFILE



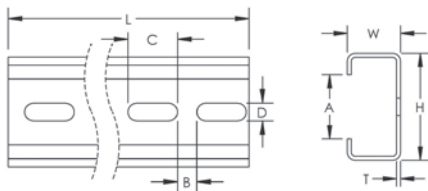
Part Nr.	Art. Nr.	Height	Width	Length	Thickness					kg
		H mm	W mm	L mm	T mm	A mm	B mm	C mm	D mm	
PDR15-2M	557950	35	15.0	2,000	1.5	4.00	7.0	18.0	6.2	1.20
PDR15-3M	557960	35	15.0	3,000	1.5	4.00	7.0	18.0	6.2	1.81
PDR5-2M	557750	15	5.5	2,000	1.0	2.25	7.8	12.2	4.2	0.28
PDR7-2M	557850	35	7.5	2,000	1.0	4.00	7.0	18.0	6.2	0.62
PDR7-2M-5-2	557855	35	7.5	2,000	1.0	4.00	11.0	25.0	5.2	0.62
PDR7-3M	557860	35	7.5	3,000	1.0	4.00	7.0	18.0	6.2	0.92

DR SYMMETRIC PROFILE



Part Nr.	Art. Nr.	Height	Width	Length	Thickness		
		H mm	W mm	L mm	T mm	A mm	kg
DR15X2M	557900	35	15.0	2,000	1.5	4.00	1.30
DR15X3M	557910	35	15.0	3,000	1.5	4.00	1.95
DR5-5X2M	557700	15	5.5	2,000	1.0	2.25	0.33
DR7X2M	557800	35	7.5	2,000	1.0	4.00	0.66
DR7X3M	557810	35	7.5	3,000	1.0	4.00	0.99

PCR PERFORATED C-SHAPED PROFILE

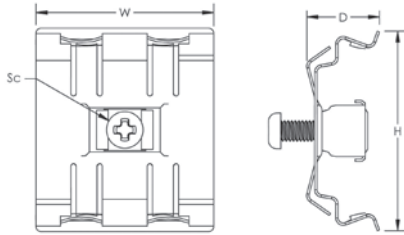


Part Nr.	Art. Nr.	Height	Width	Length	Thickness					kg
		H mm	W mm	L mm	T mm	A mm	B mm	C mm	D mm	
PCR30X15-3M	557780	30	15	3,000	1.5	15	7	18	8.2	2.4
PCR35X35-2M	557520	35	35	2,000	2.0	16	7	18	8.2	3.0
PCR35X35-3M	557790	35	35	3,000	2.0	16	7	18	8.2	4.5
PCR40X20-2M	557500	40	20	2,000	1.5	24	7	18	8.2	2.5



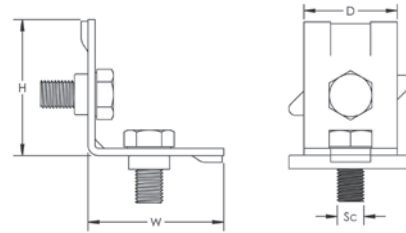
DIN Rails Accessories

DR-CLIP CLIP NUT FOR SYMMETRIC DIN RAIL



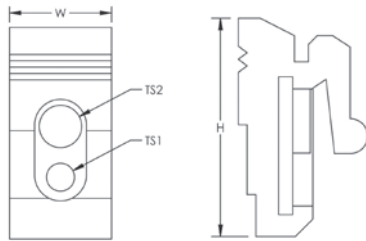
Part Nr.	Art. Nr.	Screw Diameter Sc	Width W	Height H	Depth D	kg
DRCLIPM4	563100	M4	35	41	11	0.01
DRCLIPM6	563110	M6	35	41	11	0.01

SB STEEL ANGLE BRACKET



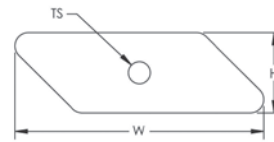
Part Nr.	Art. Nr.	Screw Diameter Sc	Width W mm	Height H mm	Depth D mm	kg
SB30X30	557770	M8	30	30	28	0.06
SB40X40	557720	M8	40	40	28	0.07

DRGN CLIP NUT FOR ASYMMETRIC DIN RAIL



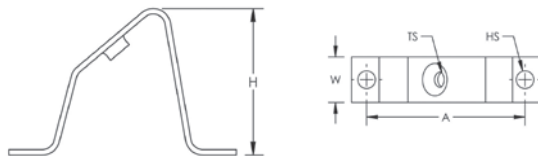
Part Nr.	Art. Nr.	Thread Size 1TS1	Thread Size 2TS2	Width W mm	Height H mm	kg
DRGNM5	558070	M3	M5	12	25	0.038
DRGNM6	558080	M4	M6	12	25	0.038

SN STRUT NUT FOR DIN RAIL



Part Nr.	Art. Nr.	Thread Size TS	Width W mm	Height H mm	kg
SNP-M4	560500	M4	37	12	0.02
SNP-M5	560510	M5	37	12	0.02
SNP-M6	560520	M6	37	12	0.02
SNP-M8	560530	M8	37	12	0.02

IRS ANGLE SUPPORT BRACKET



Part Nr.	Art. Nr.	Thread Size TS	Hole Size HS mm	Width W mm	Height H mm	A mm	kg
IRS5	557970	M5	6.5	18	48	60	0.038
IRS6	557980	M6	6.5	18	48	60	0.038

Cross Reference List

Part Number	Page	Part Number	Page	Part Number	Page
569010	6	569203	14	561161	24
569020	6	569205	14	561162	24
569030	6	569208	15	561151	24
569040	6	569207	15	561171	24
569041	6	569210	16	561163	24
569050	6	569209	16	561159	24
569252	6	563720	18	561170	24
569052	6	563740	18	561166	24
569251	6	563900	18	561154	24
569051	6	563910	18	561165	24
569060	6	563920	18	561153	24
569201	6	563930	18	561167	24
569202	6	563940	18	561155	24
569204	6	563800	18	561172	24
569206	6	563810	18	561164	24
569203	6	563820	18	561152	24
569205	6	563830	18	561168	24
569208	6	563840	18	561156	24
569207	6	563200	18	561169	24
569210	6	563990	18	561157	24
569209	6	563995	18	561173	24
569010	7	563720	19	561174	24
569020	7	563740	19	561175	24
569150	7	563900	19	561176	24
569030	7	563910	19	561177	24
569150	7	563920	19	561160	25
569040	8	563930	19	561150	25
569160	8	563940	19	561158	26
569041	8	563841	19	561162	27
569050	9	563201	19	561151	27
569170	9	563800	20	561171	28
569060	9	563810	20	561163	28
569251	11	563820	20	561159	29
569051	11	563830	20	561170	29
569200	11	563840	20	561166	30
569252	11	563990	20	561154	30
569052	11	563995	22	561165	31
569201	12	561160	24	561153	31
569204	13	561150	24	561167	32
569206	13	561158	24	561155	32

Cross Reference List

Part Number	Page	Part Number	Page	Part Number	Page
561172	33	562010	46	560670	50
561164	33	563180	46	560600	50
561152	34	563190	46	560610	50
561168	34	551311	47	560620	50
561156	35	551321	47	560630	50
561169	35	551300	47	560640	50
561157	36	551250	47	560650	50
561173	36	568800	48	560740	50
561174	37	568805	48	560750	50
561175	37	568810	48	560700	50
561176	38	561560	50	560710	50
561177	38	561570	50	560720	50
561132	40	561580	50	560730	50
561134	40	561590	50	563120	50
561136	40	561600	50	551330	50
561140	40	561610	50	551260	50
561141	40	561620	50	551280	50
561142	40	561630	50	560800	50
561143	40	561640	50	560810	50
561144	40	561660	50	560820	50
561145	40	561670	50	560830	50
561146	40	561680	50	560840	50
561147	40	561690	50	560850	50
561132	41	561700	50	558050	51
561134	41	561710	50	558060	51
561138	41	561720	50	557950	51
561136	41	561730	50	557960	51
561140	42	561740	50	557750	51
561142	42	561750	50	557850	51
561144	43	561760	50	557855	51
561146	43	561770	50	557860	51
561138	43	561780	50	557780	51
561141	44	561790	50	557520	51
561143	44	561800	50	557790	51
561145	45	561810	50	557500	51
561147	45	561820	50	558000	51
561138	45	561830	50	558010	51
563150	46	561840	50	557900	51
563160	46	561850	50	557910	51
563170	46	560660	50	557700	51

Cross Reference List

Part Number	Page
557800	51
557810	51
563100	52
563110	52
558070	52
558080	52
557970	52
557980	52
557770	52
557720	52
560500	52
560510	52
560520	52
560530	52


OTHER LITERATURE



**FLEXIBLE
CONDUCTORS
CATALOG**




**HYDRAULIC
& MANUAL
TOOLS
CATALOGUE**



**SOLUTIONS
FOR
ELECTRICAL
POWER
& EARTH
CONNECTIONS
CATALOGUE**



**READY-TO-USE
POWER CONDUCTOR:
IBS & IBSB
ADVANCED
TECHNICAL GUIDE**



**NVENT ERIFLEX
FLEXIBAR
TECHNICAL
HANDBOOK**

Our powerful portfolio of brands:

CADDY ERICO HOFFMAN RAYCHEM SCHROFF TRACER



[nVent.com/ERIFLEX](https://www.nvent.com/ERIFLEX)